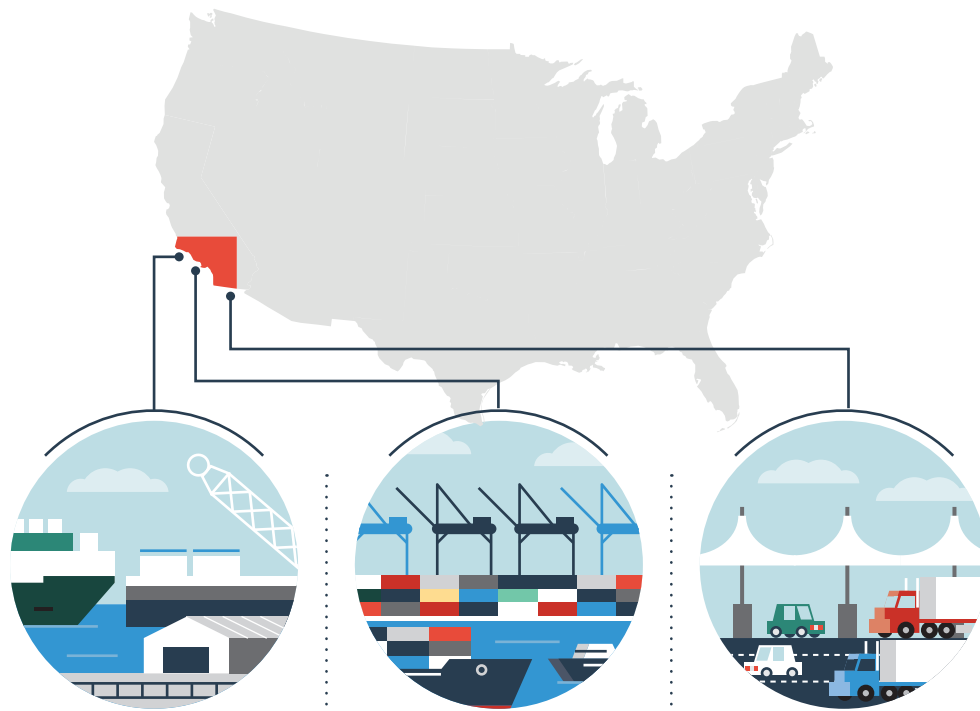


How Significant is Southern California?

\$2.5 billion estimated daily cost when West Coast port disruptions continued for 20 days¹



PORT OF HUENEME

1 in 3 new BMW automobiles sold in the U.S. transit from here

PORTS OF LOS ANGELES & LONG BEACH

9th largest container port complex in the world; largest in the U.S.

15+ million 20-foot equivalent units (TEUs) of ocean containers handled in 2014 = \$343 billion

CALEXICO EAST PORT OF ENTRY

\$6.2 billion in electrical machinery imports (TVs, sound systems, microphones, hand tools, etc.) moved through here in 2012



RAIL TRANSPORT

120+ freight trains per day at Colton Crossing

Colton Crossing is among the most critical freight rail-to-rail crossings in the country, moving imports and exports through Southern California



ROADWAYS

3,747 miles

of centerline roadway in California **>** longer than the distance between the White House and downtown LA

INTERMODAL TRANSPORT



Moving goods via more than one transportation mode:


- SAVES FUEL
- MINIMIZES FREEWAY CONGESTION
- REDUCES TRUCK EMISSIONS

LARGE-SCALE OPERATIONS

Southern California's goods movement-dependent industries play a vital economic role, generating nearly 3 million trade-related jobs in 2014.

1 in every 3 SoCal jobs²

- 980,000+ retail
- 700,000+ manufacturing
- 460,000 wholesome trade
- 330,000+ transportation & warehousing



21,000

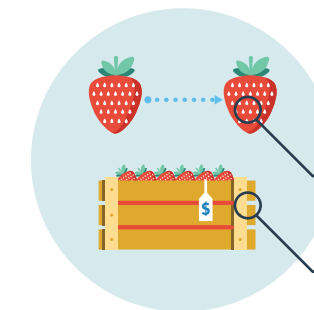
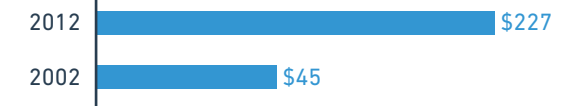
Manufacturing Establishments in 2011 (second largest to the state of California)

SHOP WORLD WIDE WEB

Our freight transportation infrastructure connects online goods with your front door.

E-Commerce on the Rise

U.S. SPENDING (IN BILLIONS)³



#1 producer in the nation

California strawberries are refrigerated and trucked from field to roadway within 36 hours of harvest and distributed throughout the U.S.

\$609 million-worth produced in Ventura County alone in 2013

Without trucks traveling through our region, the impact would be felt within days.

Store shelves will empty within 7 days.



DAYS 1-3
Produce (fresh & frozen)



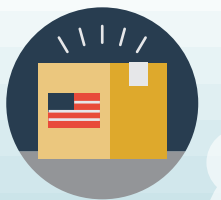
DAY 2
Eggs & milk



DAY 7
Dry goods

EXPORT FUTURE

Globally, with an expanding middle class, "Made in America" goods are expected to be in high demand. Our freight infrastructure will become more important to serve export needs.



¹ The National Impact of West Coast Stoppage, June 2014
² The REMI model for the SCAG region
³ The U.S. Census



All Key Trade Routes Lead to Southern California

As a primary gateway for world trade, our region connects the global supply chain network through our freight transportation infrastructure.



750 million PAIRS OF SHOES⁴

imported through Ports of Los Angeles and Long Beach in 2013

1.2 billion⁵

SQUARE FEET OF WAREHOUSE AND DISTRIBUTION SPACE

across our region, which is greater than the land area of the State of Tennessee

40% OF IMPORTED CONTAINERIZED CARGO

arrives here before being transported via trucks and freight trains throughout the nation

40 TONS OF FREIGHT

the amount one person consumes each year

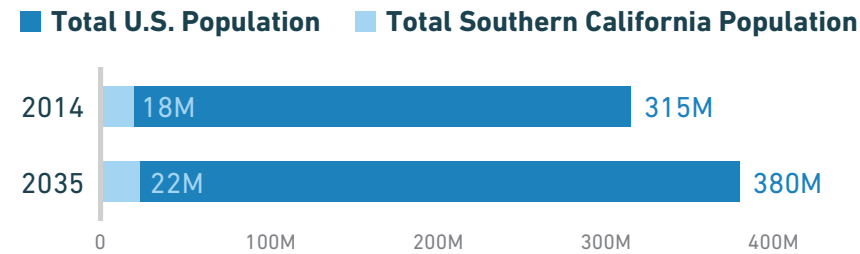
⁴ Zepol Data – footwear imports through Ports of Los Angeles and Long Beach
⁵ CoStar Realty Information, Inc. www.costar.com
⁶ The Global Competitiveness Report 2014-2015, The World Economic Forum

Meeting Current and Future Needs

Because of decades of underinvestment, U.S. transportation infrastructure ranks behind many other countries.

16th Quality of Overall Infrastructure⁶

Looking ahead, 15.3 billion tons of estimated freight will be moved through the national transportation system in 2035. Are we equipped to handle this growth in volume?



\$70+ BILLION

in transportation infrastructure investments in Southern California are needed to ensure goods continue to arrive at your home.

A dedicated federal funding commitment NOW helps ensure our ports, ships, planes, trucks, and rails will meet our consumer needs for the next 20 years.

\$70 billion sounds like a lot, but it's not as much as you might think. It equals **\$9.25 per PERSON per YEAR** through 2035.

Compare this to how much is spent on some goods and services.	Amount
Annual dog owner's spending	\$1,562
Annual worker's coffee spending	\$1,562
iPhone 6	\$100-300


You receive all these goods thanks to our freight transportation system. Without investing now, these goods will only cost more in the near future.

Investing in our freight transportation system now ensures your quality of life today and into the future.

For more information, visit www.freightworks.org/pages/default.aspx and www.scag.ca.gov

TOO COSTLY NOT TO INVEST

Southern California's freight transportation infrastructure keeps life as you know it in motion.



We all know Southern California's sunny weather, beautiful beaches, and celebrities on every corner. Less glamorous but all the more important to our lives is our massive freight transportation infrastructure that enables the global supply chain to serve the nation 24/7. The hidden hero of our nation's economy, our freight transportation system delivers all types of goods for all of us to enjoy.

But Southern California needs \$70 billion+ in freight transportation infrastructure investment to meet growing consumer demands. What does this really mean for you?