



SOUTHERN CALIFORNIA
ASSOCIATION OF GOVERNMENTS
900 Wilshire Blvd., Ste. 1700
Los Angeles, CA 90017
T: (213) 236-1800
www.scag.ca.gov

REGIONAL COUNCIL OFFICERS

President
Bill Jahn, Big Bear Lake

First Vice President
Rex Richardson, Long Beach

Second Vice President
Clint Lorimore, Eastvale

Immediate Past President
**Alan D. Wapner, San Bernardino
County Transportation Authority**

COMMITTEE CHAIRS

Executive/Administration
Bill Jahn, Big Bear Lake

Community, Economic &
Human Development
**Peggy Huang, Transportation
Corridor Agencies**

Energy & Environment
Linda Parks, Ventura County

Transportation
Cheryl Viegas-Walker, El Centro

SPECIAL MEETING

EXECUTIVE/ ADMINISTRATION COMMITTEE

*Thursday, December 5, 2019
8:30 a.m. – 9:00 a.m.*

**The L.A. Grand Hotel Downtown
Olympic Ballroom
333 S. Figueroa Street
Los Angeles, CA 90071
(213) 236-1800**

If members of the public wish to review the attachments or have any questions on any of the agenda items, please contact Tess Rey-Chaput at (213) 236-1908 or via email at REY@scag.ca.gov. Agendas & Minutes are also available at: www.scag.ca.gov/committees

SCAG, in accordance with the Americans with Disabilities Act (ADA), will accommodate persons who require a modification of accommodation in order to participate in this meeting. SCAG is also committed to helping people with limited proficiency in the English language access the agency's essential public information and services. You can request such assistance by calling (213) 236-1908. We request at least 72 hours (three days) notice to provide reasonable accommodations and will make every effort to arrange for assistance as soon as possible.

This Page Intentionally Left Blank



EAC - Executive/Administration Committee
Members – December 2019

- 1. Hon. Bill Jahn**
Chair, Big Bear Lake, RC District 11
- 2. Hon. Rex Richardson**
1st Vice Chair, Long Beach, RC District 29
- 3. Hon. Clint Lorimore**
2nd Vice Chair, Eastvale, RC District 4
- 4. Hon. Alan Wapner**
Imm. Past Chair, SBCTA Representative
- 5. Hon. Peggy Huang**
CEHD Chair, TCA Representative
- 6. Hon. Stacy Berry**
CEHD Vice Chair, Cypress, RC District 18
- 7. Sup. Linda Parks**
EEC Chair, Ventura County Rep.
- 8. Hon. David Pollock**
EEC Vice Chair, Moorpark, District 45
- 9. Hon. Cheryl Viegas-Walker**
TC Chair, El Centro, RC District 1
- 10. Hon. Jess Talamantes**
TC Vice Chair, Burbank, RC District 42
- 11. Hon. Jan Harnik**
LCMC Chair, RCTC Representative
- 12. Hon. Margaret Clark**
LCMC Vice Chair, Rosemead, RC District 32
- 13. Hon. Frank Navarro**
Pres. Appt., Colton, RC District 6
- 14. Hon. LDennis Michael**
Pres. Appt., Rancho Cucamonga, RC District 9
- 15. Hon. Margaret Finlay**
Pres. Appt., Duarte, RC District 35

OUR MISSION

To foster innovative regional solutions that improve the lives of Southern Californians through inclusive collaboration, visionary planning, regional advocacy, information sharing, and promoting best practices.

OUR VISION

Southern California's Catalyst for a Brighter Future

OUR CORE VALUES

Be Open | Lead by Example | Make an Impact | Be Courageous



-
- 16. Sup. Luis Plancarte**
Pres. Appt., Imperial County

 - 17. Hon. Brian McDonald**
Tribal Govt Regl Plng Board

 - 18. Randall Lewis**
Business Representative, Non-Voting Member

OUR MISSION

To foster innovative regional solutions that improve the lives of Southern Californians through inclusive collaboration, visionary planning, regional advocacy, information sharing, and promoting best practices.

OUR VISION

Southern California's Catalyst for a Brighter Future

OUR CORE VALUES

Be Open | Lead by Example | Make an Impact | Be Courageous



EXECUTIVE/ADMINISTRATION COMMITTEE SPECIAL MEETING AGENDA

Southern California Association of Governments
The L.A. Grand Hotel Downtown, 333 S. Figueroa Street
Los Angeles, California 90071
Thursday, December 5, 2019
8:30 AM

The Executive/Administration Committee may consider and act upon any of the items on the Special Meeting Agenda regardless of whether they are listed as Information or Action items.

CALL TO ORDER AND PLEDGE OF ALLEGIANCE *(The Honorable Bill Jahn, Chair)*

PUBLIC COMMENT PERIOD

Members of the public desiring to speak on items on the Special Meeting Agenda, must fill out and present a Public Comment Card to the Assistant prior to speaking. Comments will be limited to three (3) minutes per speaker. The Chair has the discretion to reduce the time limit based upon the number of speakers and may limit the total time for all public comments to twenty (20) minutes.

REVIEW AND PRIORITIZE AGENDA ITEMS

CONSENT CALENDAR

Approval Items

- | | |
|---|---------|
| 1. Minutes of the Meeting - November 7, 2019 | Page 6 |
| 2. Approval for Additional Stipend Payments | Page 11 |
| 3. SCAG Delegation Participation in Study Tour of Road Usage Charges, New Zealand and Australia - January 17-25, 2020 | Page 13 |
| 4. SCAG Delegation Participation at the MuniWorld 2020, Tel Aviv, Israel - February 18-20, 2020 | Page 16 |
| 5. Contracts \$200,000 or Greater: Contract Nos. 19-052-C01 through 19-052-C10, Information Technology (IT) Technical Project Resources | Page 18 |
| 6. Contracts \$200,000 or Greater: 20-014-C01, Westside Mobility Study Update | Page 57 |
| 7. Contracts \$200,000 or Greater: 20-015-C01, Beverly Hills and Hermosa Beach Bicycle and Pedestrian Safety and Encouragement Program | Page 71 |
| 8. Resolution No. 19-617-1 Approving Amendment 2 to the FY 2019-20 Overall Work Program (OWP) | Page 83 |

OUR MISSION

To foster innovative regional solutions that improve the lives of Southern Californians through inclusive collaboration, visionary planning, regional advocacy, information sharing, and promoting best practices.

OUR VISION

Southern California's Catalyst for a Brighter Future

OUR CORE VALUES

Be Open | Lead by Example | Make an Impact | Be Courageous



EXECUTIVE/ADMINISTRATION COMMITTEE SPECIAL MEETING AGENDA

Receive and File

- | | |
|---|----------|
| 9. SCAG Transmittal of RHNA Methodology to HCD | Page 95 |
| 10. December State and Federal Legislative Update | Page 138 |
| 11. CFO Monthly Report | Page 144 |

CFO MONTHLY REPORT

(Basil Panas, Chief Financial Officer)

PRESIDENT'S REPORT

(The Honorable Bill Jahn, Chair)

EXECUTIVE DIRECTOR'S REPORT

(Kome Ajise, Executive Director)

FUTURE AGENDA ITEM/S

ANNOUNCEMENT/S

ADJOURNMENT

OUR MISSION

To foster innovative regional solutions that improve the lives of Southern Californians through inclusive collaboration, visionary planning, regional advocacy, information sharing, and promoting best practices.

OUR VISION

Southern California's Catalyst for a Brighter Future

OUR CORE VALUES

Be Open | Lead by Example | Make an Impact | Be Courageous



The L.A. Grand Hotel Downtown, Olympic Room
333 S. Figueroa Street, Los Angeles, California 90071
December 5, 2019

**MINUTES OF THE MEETING
EXECUTIVE/ADMINISTRATION COMMITTEE (EAC)
THURSDAY, NOVEMBER 7, 2019**

THE FOLLOWING MINUTES IS A SUMMARY OF ACTIONS TAKEN BY THE EXECUTIVE/ADMINISTRATION COMMITTEE (EAC). A VIDEO RECORDING OF THE ACTUAL MEETING IS AVAILABLE AT: <http://scag.iqm2.com/Citizens/>

The Executive/Administration Committee (EAC) of the Southern California Association of Governments (SCAG) held its regular meeting at 900 Wilshire Boulevard, Suite 1700, Los Angeles, CA 90017. A quorum was present.

Members Present

Hon. Bill Jahn, President	<i>Big Bear Lake</i>	District 11
Hon. Rex Richardson, 1st Vice President	<i>Long Beach</i>	District 29
Hon. Clint Lorimore, 2nd Vice President	<i>Eastvale</i>	District 4
Hon. Alan Wapner, Imm. Past President		SBCTA
Hon. Peggy Huang, Chair, CEHD		TCA
Hon. Stacy Berry, Vice Chair, CEHD	<i>Cypress</i>	District 18
Hon. David Pollock, Vice Chair, EEC	<i>Moorpark</i>	District 45
Hon. Cheryl Viegas-Walker, Chair, TC	<i>El Centro</i>	District 1
Hon. Jan Harnik, Chair, LCMC		RCTC
Hon. Margaret Clark, Vice Chair, LCMC	<i>Rosemead</i>	District 32
Hon. Frank Navarro, President's Appt.	<i>Colton</i>	District 6
Hon. L. Dennis Michael, President's Appt.	<i>Rancho Cucamonga</i>	District 9
Hon. Margaret Finlay, President's Appt.	<i>Duarte</i>	District 35
Sup. Luis Plancarte, President's Appt.		Imperial County
Mr. Randall Lewis, Ex-officio	<i>Lewis Group of Companies</i>	Business Representative

Members Not Present

Sup. Linda Parks, Chair, EEC		Ventura County
Hon. Jess Talamantes, Vice Chair, TC	<i>Burbank</i>	District 42
Hon. Brian McDonald	<i>Chemehuevi Indian Tribe</i>	Tribal Govt Reg'l Plng Board

OUR MISSION

To foster innovative regional solutions that improve the lives of Southern Californians through inclusive collaboration, visionary planning, regional advocacy, information sharing, and promoting best practices.

OUR VISION

Southern California's Catalyst for a Brighter Future

OUR CORE VALUES

Be Open | Lead by Example | Make an Impact | Be Courageous



Staff Present

Kome Ajise, Executive Director
Darin Chidsey, Chief Operating Officer
Debbie Dillon, Chief Strategy Officer
Basil Panas, Chief Financial Officer
Joann Africa, Chief Counsel/Director of Legal Services
Ruben Duran, Board Counsel
Art Yoon, Director of Policy and Public Affairs
Sarah Jepson, Acting Director of Planning
Julie Loats, Chief Information Officer
Tess Rey-Chaput, Office of Regional Council Support

CALL TO ORDER AND PLEDGE OF ALLEGIANCE

The Honorable Bill Jahn called the meeting to order at 9:00 a.m. and asked Regional Councilmember Jan Harnik, RCTC, to lead the Pledge of Allegiance.

PUBLIC COMMENT PERIOD

There was no public comment speaker.

REVIEW AND PRIORITIZE AGENDA ITEMS

There was no prioritization of agenda items.

CONSENT CALENDAR

Approval Items

1. Minutes of the Meeting – October 3, 2019
2. SCAG Memberships and Sponsorships

Receive and File

3. State and Federal Legislative Update
 4. Purchase Orders \$5,000 - \$199,999; Contracts \$25,000 - \$199,999 and Amendments \$5,000 - \$74,999
 5. Caltrans Audits' Corrective Action Plans Status Update
-

6. CFO Monthly Report

A MOTION was made (Finlay) to approve Consent Calendar Agenda Items 1 – 2; Receive and File Items 3 – 6. Motion was SECONDED (Navarro) and passed by the following votes:

AYE/S: Berry, Clark, Finlay, Harnik, Huang, Jahn, Michael, Navarro, Plancarte, Pollock, Walker and Wapner (12)

NOE/S: None (0)

ABSTAIN: None (0)

CFO MONTHLY REPORT

Basil Panas, Chief Financial Officer, provided an update regarding the audit report performed by external auditors, Eide Bailly, LLP, which is expected to be released with the Comprehensive Annual Financial Report. Mr. Panas also reported that 68% of FY20 membership dues assessment has been collected.

In reference to Agenda Item 5, page 94 of the Caltrans Audits Corrective Action Plans Status Update, Councilmember Cheryl Walker, El Centro, District 1, expressed concerns regarding the responses noted on the vendor survey, such as: difficulties working with SCAG; RFPs are not well-written; length of time of the awarded projects; and remarked that other comments are “surprising.” Councilmember Viegas-Walker, asked that a follow-up on these issues be reported back either to the Audit Committee or the EAC to address the concerns that were expressed on the survey.

Councilmember Margaret Finlay, Duarte, District 35, asked a question as to whether the survey responses were anonymized. Basil Panas, CFO, responded that the survey was made anonymous. Kome Ajise, Executive Director, remarked that staff will report back to the Audit Committee and the EAC regarding process improvements which is a part of the audit review process in the agency.

PRESIDENT’S REPORT

President Jahn reported that after taking into consideration the comments that were raised at the Special Meeting of the CEHD Committee last October 21, 2019, he directed staff to explore the possibility of litigation by SCAG against the California Department of Housing and Community Development (HCD) regarding its final regional housing need determination of 1,341,827 total units for the SCAG region. As part of the exploration, President Jahn stated that he appointed the following Regional Council members to serve as an ad hoc group for a RHNA Litigation Study Team: Michael Carroll; Frank Zerunyan; Rusty Bailey; Megan Beaman Jacinto; Cheryl Walker; and Carmen

Ramirez. Further, President Jahn reported that the Study Team, including SCAG's Board Counsel and Chief Counsel, had a coordinating phone call to discuss several issues and determined that litigation is not the preferred approach at this time. However, President Jahn stated that staff was directed to prepare a letter to HCD outlining SCAG's frustration and concerns with the process and to arrange for SCAG to meet with state representatives to discuss and partner on realistic approaches to housing.

EXECUTIVE DIRECTOR'S REPORT

Executive Director Kome Ajise referenced Agenda Item 5, Caltrans Audits Corrective Action Plans Status Update, and stated that SCAG has prepared a letter in response to Caltrans' October 8, 2019 letter. He noted that SCAG has been making progress and efforts are underway to support continuous improvement for project management and related processes, policies and procedures. Mr. Ajise stated that he will continue to report back, inform and provide an update to the EAC.

Councilmember Cheryl Walker, El Centro, District 1, recommended including, as one of the first items for the General Assembly Host Committee meeting, a review of the new Events/Sponsorship Policy and asked that appointments to the GA Host Committee be made earlier. President Jahn acknowledged the request.

FUTURE AGENDA ITEM/S

None

ANNOUNCEMENT/S

None.

ADJOURNMENT

There being no further business, President Jahn adjourned the meeting at 9:11AM.

[MINUTES ARE UNOFFICIAL UNTIL APPROVED BY THE EAC]

//

Executive / Administration Committee Attendance Report

2019-20															Total M Attend To Da
MEMBERS	CITY	Representing	MAY	JUN	JULY	AUG	SEPT	OCT	NOV	DEC [Sp. Mtg]	JAN	FEB	MAR	APR	
Hon. Bill Jahn, Chair	Big Bear Lake	District 11		1		1	1	1	1						5
Hon. Rex Richardson, 1st Vice Chair	Long Beach	District 29		1		1	1	0	1						4
Hon. Clint Lorimore, 2nd Vice Chair	Eastvale	District 4		1		1	1	1	1						5
Hon. Alan Wapner, Imm. Past. Chair		SBCTA		1		1	1	1	1						5
Hon. Peggy Huang, Chair, CEHD		TCA		0		1	0	1	1						3
Hon. Stacy Berry, Vice Chair, CEHD	Cypress	District 18		1		1	1	0	1						4
Supervisor Linda Parks, Chair, EEC		Ventura County		1		0	1	1	0						3
Hon. David Pollock, Vice Chair, EEC	Moorpark	District 45		1		1	1	1	1						5
Hon. Cheryl Viegas-Walker, Chair, TC	El Centro	District 1		1		1	1	1	1						5
Hon. Jess Talamantes, Vice Chair, TC	Burbank	District 42		1		1	1	1	0						4
Hon. Jan Harnik, Chair, LCMC		RCTC						1	1						2
Hon. Margaret Clark, Vice Chair, LCMC	Rosemead	District 32		1		1	1	1	1						5
Hon. L. Michael Dennis, President's Appt.	Rancho Cucamonga	District 9		1		1	0	1	1						4
Hon. Margaret Finlay, President's Appt.	Duarte	District 35		1		1	1	1	1						5
Hon. Frank Navarro, President's Appt.	Colton	District 6		1		0	1	1	1						4
Supervisor Luis Plancarte, President's Appt.		Imperial County		0		1	1	1	1						4
Hon. Brian McDonald	Chemehuevi Indian Tribe	Tribal Government Regional Planning Board		0		1	1	1	0						3
Mr. Randall Lewis, Ex-Officio Member	Lewis Group of Companies	Business Representative		1		1	1	1	1						5

Attachment: EAC Attendance Sheet 2019 (Minutes of the Meeting - November 7, 2019)

This Page Intentionally Left Blank



The L.A. Grand Hotel Downtown, Olympic Room
333 S. Figueroa Street, Los Angeles, California 90071
December 5, 2019

To: Executive/Administration Committee (EAC)

**EXECUTIVE DIRECTOR'S
APPROVAL**

From: Kome Ajise, Executive Director, Executive Management,
(213) 236-1835, Ajise@scag.ca.gov

Subject: Approval for Additional Stipend Payments

RECOMMENDED ACTION:

Acting on behalf of the Regional Council in accordance with Article V, Section C, (3) (a) of the SCAG Bylaws, approve additional stipend payments, pursuant to Regional Council Policy Manual, Article VIII, Section B(4) [adopted May 2018], as requested by Immediate Past President Alan Wapner.

STRATEGIC PLAN:

This item supports the following Strategic Plan Goal 7: Secure funding to support agency priorities to effectively and efficiently deliver work products.

EXECUTIVE SUMMARY:

Pursuant to the Regional Council Stipend Policy, staff is seeking approval for additional stipend payments for Immediate Past President Alan Wapner.

BACKGROUND:

In accordance with the Regional Council Policy Manual, Article VIII, Section B(4) [adopted May 2018] *“Representatives of Regional Council Members may receive up to six (6) Stipends per month and the SCAG President may authorize two (2) additional Stipends in a single month on a case-by-case basis. SCAG’s First Vice President, Second Vice President and Immediate Past President may receive up to nine (9) Stipends per month. SCAG’s President may receive up to twelve (12) Stipends per month. Approval by the Regional Council is required for payment of any Stipends in excess of the limits identified herein.”*

For the month of September 2019, Immediate Past President Alan Wapner attended the following for SCAG which will count towards his 10th and 11th stipend requests:

No.	Meeting Date	Meeting Name
10th	Oct. 29	NARC Conference – Day 1
11th	Oct. 30	NARC Conference – Day 2

OUR MISSION

To foster innovative regional solutions that improve the lives of Southern Californians through inclusive collaboration, visionary planning, regional advocacy, information sharing, and promoting best practices.

OUR VISION

Southern California’s Catalyst for a Brighter Future

OUR CORE VALUES

Be Open | Lead by Example | Make an Impact | Be Courageous



FISCAL IMPACT:

Funds for stipends are included in the General Fund Budget (800-0160.01: Regional Council).



The L.A. Grand Hotel Downtown, Olympic Room
333 S. Figueroa Street, Los Angeles, California 90071
December 5, 2019

To: Executive/Administration Committee (EAC)

EXECUTIVE DIRECTOR'S
APPROVAL

From: Kome Ajise, Executive Director, Executive Management,
(213) 236-1835, Ajise@scag.ca.gov

Subject: SCAG Delegation Participation in Study Tour of Road Usage
Charges, New Zealand and Australia - January 17-25, 2020

RECOMMENDED ACTION:

Acting on behalf of the Regional Council in accordance with Article V, Section C, (3) (a) of the SCAG Bylaws, recommend approval of: (1) SCAG delegation travel to New Zealand and Australia to participate in a study tour focused on the technology and public policy evolution of road usage charges and practical lessons learned in these countries, scheduled for January 17-25, 2020 (pending confirmation by the host countries, schedule may shift to early February); and (2) authorize the expenditure of approximately \$4,700 to cover travel-related expenses per delegate from SCAG's FY19-20 Transportation User Fee Program and General Fund Budget. Anticipated members of the SCAG delegation include: five (5) Regional Council members, three (3) SCAG staff representatives including SCAG's Executive Director Kome Ajise, and a representative from LA Metro. The delegation will be joined by consultant staff to support event facilitation. The combined travel cost for 10 (ten) participants is approximately \$50,600. Per SCAG's Travel Policy, foreign travel requires the Regional Council's approval.

STRATEGIC PLAN:

This item supports the following Strategic Plan Goal 2: Advance Southern California's policy interests and planning priorities through regional, statewide, and national engagement and advocacy.

EXECUTIVE SUMMARY:

The adopted RTP/SCS in 2012 and 2016, as well as the current draft 2020 RTP/SCS "Connect SoCal," calls for a more sustainable funding future with emphasis on transitioning our fuel tax-based system to a more direct, user fee-based approach. Such a change requires additional investigation by local leaders as well as legislative action by state and federal leaders over the next decade. A critical aspect of SCAG's transportation finance work program includes engaging elected and appointed officials in sharing best practices. Accordingly, SCAG is collaborating with the Ministry of Transport—in New Zealand and Australia—to participate in a study tour focused on sharing information about the use of RUCs to fund system development and operational performance, issues associated with RUC design and implementation, practical lessons learned,

OUR MISSION

To foster innovative regional solutions that improve the lives of Southern Californians through inclusive collaboration, visionary planning, regional advocacy, information sharing, and promoting best practices.

OUR VISION

Southern California's Catalyst for a Brighter Future

OUR CORE VALUES

Be Open | Lead by Example | Make an Impact | Be Courageous

and opportunities associated with the evolution of technology and public policy. The primary objective of the study is for the SCAG delegation to observe and discuss with officials from New Zealand and Australia, their respective nations' experience with RUCs and extract from that experience, practical lessons for the SCAG region.

The study tour is scheduled for January 17-25, 2020. Anticipated members of the SCAG delegation include: five (5) Regional Council members, three (3) SCAG staff representatives including SCAG's Executive Director Kome Ajise, and a representative from LA Metro. The delegation will be joined by consultant staff to support event facilitation. The combined travel cost for ten (10) participants is approximately \$50,600.

BACKGROUND:

With public agencies facing significant funding gaps to build, maintain, and operate transportation infrastructure, states and regions across the country are exploring the concept of road usage charges (RUC) – also called vehicle miles traveled fees or mileage-based user fees. In addition to addressing funding gaps, user fees can be structured and implemented to advance environmental, economic, equity, and congestion reduction goals. The adopted RTP/SCS in 2012 and 2016, as well as the current draft 2020 RTP/SCS “Connect SoCal,” calls for a more sustainable funding future with emphasis on transitioning our fuel tax-based system to a more direct, user fee-based approach. Such a change requires additional investigation by local leaders as well as legislative action by state and federal leaders over the next decade.

The SCAG Regional Council, in adopting the 2012 and 2016 RTP/SCS, essentially issued a challenge to our state and federal partners to take a leadership role in advancing such innovative transportation solutions. Following the passage of Senate Bill 1077, California completed the largest road charge research effort to date, piloting more than 5,000 vehicles over a nine-month duration. At the federal level, the 2015 Fixing America's Surface Transportation (FAST) Act included the Surface Transportation Funding Alternatives (STSFA) Program, providing grants to support states as they conduct demonstrations of user-based alternative revenue mechanisms.

A critical aspect of SCAG's transportation finance work program includes engaging elected and appointed officials in sharing best practices. Accordingly, SCAG is collaborating with the Ministry of Transport—in New Zealand and Australia—to participate in a study tour focused on sharing information about the use of RUCs to fund system development and operational performance, issues associated with RUC design and implementation, practical lessons learned, and opportunities associated with the evolution of technology and public policy. The primary objective of the study is for the SCAG delegation to observe and discuss with officials from New Zealand and Australia, their respective nations' experience with RUCs and extract from that experience, lessons that may be informative to the region.

Anticipated members of the SCAG delegation include: five (5) Regional Council members, three (3) SCAG staff representatives including SCAG's Executive Director Kome Ajise, and a representative from LA Metro. The delegation will be joined by consultant staff to support event facilitation. Costs are estimated to be about \$4,700 per delegate to cover travel-related costs (airfare and ground transportation = \$1,900; lodging = \$1,800; travel incidentals and meals = \$1000) from SCAG's FY19-20 Transportation User Fee Program and General Fund Budget. Additionally, an estimated \$720 stipend for each participating Regional Council member (total of 5 members = \$3,600) will be allocated from the FY19-20 General Fund Budget. The combined travel cost for ten (10) participants is approximately \$50,600. Per SCAG Travel Policy, foreign travel requires Regional Council approval.

In the 2020 and future Regional Transportation Plan cycles, SCAG and other metropolitan planning organizations will require a broader range of policy tools, including innovative road charge strategies, which are among the most promising mechanisms available to allow regions to achieve system performance and environmental objectives while generating revenue. This collaborative exchange opportunity with officials from New Zealand and Australia facilitates dialogue among staff and elected officials to develop more impactful strategies.

FISCAL IMPACT:

Funding is available in SCAG's FY19-20 Overall Work Program (Transportation User Fee Program) and General Fund Budget for delegate travel related expenses. Costs are estimated to be about \$4,700 per delegate for travel-related costs (total of 10 members = \$47,000). Additionally, an estimated \$720 stipend for each participating Regional Council member (total of 5 members = \$3,600) will be allocated from the FY19-20 General Fund Budget. The combined travel cost for 10 participants is approximately \$50,600.

This Page Intentionally Left Blank



The L.A. Grand Hotel Downtown, Olympic Room
333 S. Figueroa Street, Los Angeles, California 90071
December 5, 2019

To: Executive/Administration Committee (EAC)

**EXECUTIVE DIRECTOR'S
APPROVAL**

From: Kome Ajise, Executive Director, Executive Management,
(213) 236-1835, Ajise@scag.ca.gov

Subject: SCAG Delegation Participation at the MuniWorld 2020, Tel Aviv, Israel - February 18-20, 2020

RECOMMENDED ACTION:

Recommend that the EAC, acting on behalf of the Regional Council in accordance with Article V, Section C, (3) (a) of the SCAG's Bylaws, approve: 1) the participation of four (4) SCAG delegates representing the agency at the 3-day MuniWorld 2020 Conference scheduled for February 18 – 20, 2020 at the Tel Aviv Convention Center, Israel; and 2) the expenditure of a total combined travel cost of approximately \$10,390 which will be allocated from SCAG's FY19-20 General Fund Budget. Per SCAG Travel Policy, foreign travel requires Regional Council approval.

STRATEGIC PLAN:

This item supports the following Strategic Plan Goal 2: Advance Southern California's policy interests and planning priorities through regional, statewide, and national engagement and advocacy.

EXECUTIVE SUMMARY:

The Federation of Local Authorities in Israel (FLAI) invited President Bill Jahn to the MuniWorld 2020 Conference in Tel Aviv, Israel, scheduled for February 18 – 20, 2020. Unfortunately, due to a scheduling conflict, President Jahn is unable to attend the conference and asked that a Board Officer attend on his behalf and represent SCAG. There will be two (2) additional Officers and SCAG Acting Planning Director, Sarah Jepson, who will also attend the conference and represent SCAG.

As part of the invitation, FLAI offered to cover the cost of registration, meals, and local/ground transportation for all SCAG delegates during the conference. FLAI also offered to cover the cost of three (3) nights hotel accommodation for one (1) Board Officer. All other expenditures will be covered by SCAG with a total combined cost of approximately \$10,390 which will be allocated from SCAG's FY19-20 General Fund Budget. Per SCAG Travel Policy, foreign travel requires Regional Council approval.

OUR MISSION

To foster innovative regional solutions that improve the lives of Southern Californians through inclusive collaboration, visionary planning, regional advocacy, information sharing, and promoting best practices.

OUR VISION

Southern California's Catalyst for a Brighter Future

OUR CORE VALUES

Be Open | Lead by Example | Make an Impact | Be Courageous

BACKGROUND:

Each year, the Federation of Local Authorities in Israel (FLAI) invites the SCAG President to the MuniWorld Conference, an international Municipal Innovation Conference in Tel Aviv, Israel. This year's MuniWorld 2020 Conference is scheduled for February 18 – 20, 2020. The conference is attended by global leaders with roundtable sessions with Prime Ministers, members of the Parliament, mayors, local authority administrators and key figures in local governance and members of the academia. The conference will feature a 3-day special international program, focusing on areas pertaining to smart cities, innovation, environmental issues and approaches to urban planning, and transportation which certainly aligns with SCAG's initiatives.

Participation at the MuniWorld Conference is one of SCAG's many existing international partnership efforts with other nations to exchange information and ideas. In 2016, SCAG signed a Memorandum of Understanding (MOU) with the Government of the State of Israel on the establishment of a strategic partnership, joint innovation and enhanced cooperation through academic and cultural exchanges, economic development and intergovernmental cooperation. SCAG continues this relationship by accepting the Government of Israel and FLAI's invitation to the Conference. This will be the third time that SCAG is participating in the MuniWorld Conference in Tel Aviv.

Unfortunately, due to a scheduling conflict, President Jahn is unable to attend the conference and asked that a Board Officer attend on his behalf and represent SCAG. There will be two (2) additional Officers and SCAG Acting Planning Director, Sarah Jepson, who will also attend the conference and represent SCAG.

As part of the invitation, FLAI offered to cover the cost of conference registration, meals, and local/ground transportation for all SCAG delegates. FLAI also offered to cover the cost of three (3) nights hotel accommodations for one (1) Board Officer. All other travel-related costs will be covered by SCAG.

SCAG staff is seeking approval for the participation of the four (4) delegates and the associated travel combined costs of approximately \$10,390 which will be allocated from SCAG's FY19-20 General Fund Budget. Per SCAG Travel Policy, foreign travel requires Regional Council approval.

For more information regarding the MuniWorld 2020 Conference, please follow this link:

<http://www.muniworld.com/>

FISCAL IMPACT:

The proposed total combined expenditure of \$10,390 will be allocated from SCAG's FY 19-20 General Fund (\$120 stipend for 5 days for 3 Officers = \$1,800; \$150 Incidental cost for 3 Officers = \$450; \$200 hotel accommodation per night for 4 Delegates = \$3,400; \$920 RT airfare for 4 Delegates = \$3,680; airport transfers for 4 Delegates = \$260; and estimated airport parking combined costs at \$800).



The L.A. Grand Hotel Downtown, Olympic Room
333 S. Figueroa Street, Los Angeles, California 90071
December 5, 2019

To: Executive/Administration Committee (EAC)

EXECUTIVE DIRECTOR'S
APPROVAL

From: Basil Panas, Chief Financial Officer, 213-236-1817,
panas@scag.ca.gov

Subject: Contracts \$200,000 or Greater: Contract Nos. 19-052-C01
through 19-052-C10, Information Technology (IT) Technical
Project Resources

RECOMMENDED ACTION:

Staff requests the following actions: 1) Approve contracts to be referenced as 19-052-C01 through 19-052-C10, with the ten firms who have qualified to serve on SCAG's IT bench consultant, in a total aggregate amount not-to-exceed \$980,000, to provide project-based technical resources; and 2) requests a waiver of the agency's procurement requirement of obtaining the Regional Council's approval for contracts above \$200,000 for any individual contract awarded to one of the IT bench consultants as well as a waiver to the procurement requirement of needing Regional Council approval for any contract amendment beyond \$75,000 or 30% of its original value or beyond the normal \$200,000 RC approval threshold for any individual contract awarded to any of the IT bench consultants.

STRATEGIC PLAN:

This item supports the following Strategic Plan Goal 4: Provide innovative information and value-added services to enhance member agencies' planning and operations and promote regional collaboration.

EXECUTIVE SUMMARY:

SCAG's Information Technology (IT) Division requires project-based technical resources to implement the IT work plan in support of SCAG's mission. To obtain the required services, staff request the Regional Council to authorize staff to award contracts in an aggregate amount for each fiscal year. For the current Fiscal year 2020, staff is seeking the Regional Council's approval to award up to an aggregate amount of \$980,000 to firms that have been qualified to SCAG's IT bench. As the need arises, staff will issue a Request for Offer (RFO) for each IT project or system-related scope of work to the ten IT bench consultants to compete for.

Staff shall return each year to the Regional Council (as it has done since 2012) to request additional funding for future fiscal years. The ten qualified consultants may remain on SCAG's IT bench for five years. In addition to requesting approval of the funding amount, staff also

OUR MISSION

To foster innovative regional solutions that improve the lives of Southern Californians through inclusive collaboration, visionary planning, regional advocacy, information sharing, and promoting best practices.

OUR VISION

Southern California's Catalyst for a Brighter Future

OUR CORE VALUES

Be Open | Lead by Example | Make an Impact | Be Courageous

requests a waiver of the agency's procurement requirement of obtaining the Regional Council's approval for contracts above \$200,000 for any individual contract awarded to one of the ten IT bench consultants as well as a waiver to the procurement requirement of needing Regional Council approval for any contract amendment above \$75,000 or 30% of its original value or beyond the normal \$200,000 RC approval threshold for any individual contract awarded to any of the ten IT bench consultants.

BACKGROUND:

Staff recommends executing the following contract \$200,000 or greater:

<u>Consultant/Contract #</u>	<u>Contract Purpose</u>	<u>Contract Amount</u>
19-052-C01 through 19-052-C10 (various consultants)	The various IT firms shall provide technical project resources to complete defined scopes of work for the approved FY20 IT work plan, including some multi-year projects, under contracts 19-052-C01 through 19-052-C10.	\$980,000

FISCAL IMPACT:

Funds in the amount of \$494,300 for various IT contracts are available in the FY 2019-20 Budget in the following programs:

- 1) Overall Work Program (OWP) in project numbers 045.0142.12 (\$45,000) and 045.0142.22 (\$29,300); and
- 2) Indirect Cost Budget in project numbers 811.1163.13 (\$70,000), 811.1163.04 (\$100,000), 811.1163.01 (\$200,000), and 811.1163.01 (\$50,000).

ATTACHMENT(S):

1. Contract Summary 19-052-C01 to C10
2. Contract Summary 19-052-C01 COI

CONSULTANT CONTRACT 19-052-C01 to C10

**Recommended
Consultants:**

1. 22nd Century Technologies, Inc.;
2. AgreeYa Solutions, Inc.;
3. Computer Aid, Inc.;
4. Commercial Programming Systems, Inc.;
5. Coolsoft, LLC;
6. Global IT Services, Inc.;
7. Infojini, Inc.;
8. Radgov, Inc.;
9. SATWIC, Inc.; and
10. Sierra Cybernetics, Inc.

**Background &
Scope of Work:**

SCAG's Information Technology (IT) Division requires project-based technical resources to implement the IT work plan in support of SCAG's mission. Staff seeks to create a bench contract with ten (10) qualified IT Resource firms selected through SCAG's competitive procurement 19-052 for as-needed IT Application and Development Services. A Request for Offer (RFO) for each IT project or system related scope of work will be sent to these 10 firms whenever the need arises.

Staff shall return each year to the Regional Council (as it has done since 2012) to request additional funding for future fiscal years. As in the past, staff also requests to exceed the \$200,000 contract limit per procurement procedures for each individual contract for IT resources, when an individual resource is retained for project support to maintain consistency and effectiveness for up to 5 years. This includes a waiver of the agency's procurement requirement of obtaining the Regional Council's approval for contracts above \$200,000 for any individual contract awarded to one of the IT bench consultants as well as a waiver to the procurement requirement of needing Regional Council approval for any contract amendment beyond \$75,000 or 30% of its original value or beyond the normal \$200,000 RC approval threshold for any individual contract awarded to any of the IT bench consultants.

The approved FY20 IT work plan includes, but is not limited to system development and support related to:

- Enterprise Geographic Information System (EGIS) geodatabases used by SCAG planners, city staff and the public, accessible through SCAG's open data portal;
- Planning applications, including Inter Governmental Review (IGR), Active Transportation Database (ATDB), and others;
- Web sites, external and internal, used by staff, partners and the public;
- Administrative systems, such as Customer Relationship Management (CRM), OnBase, FMS, and others;
- Financial System upgrades.

**Project's Benefits
& Key Deliverables:**

Using IT resources on a contract-by-contract basis gives SCAG the agility to acquire specialized skills to meet varying technologies, demands and workloads. This increases SCAG's effectiveness in deploying new technology, broadens the qualified resource pool, shortens project delivery time, and in many cases, reduces

the overall cost of projects. The work of each IT firm is tied to a specific scope related to a particular project, including agreed deliverables and rates, estimated hours, and schedules.

Strategic Plan: This item supports SCAG’s Strategic Plan Goal 4: Develop, Maintain and Promote the Utilization of State of the Art Models, Information Systems and Communication Technologies; Objective d: Integrate Advanced Information and Communication Technologies.

Contract Amount: **Total not to exceed** **\$980,000**

To be awarded to eligible firms specified through SCAG RFP 19-052 for various scopes of work related to IT projects.

Contract Period: Notice to Proceed through June 30, 2024

Project Number(s): 045.0142.12 \$45,000
045.0142.22 \$69,640

Funds in the amount of \$494,300 for various IT contracts are available in the FY 2019-20 Budget in the following programs:

- 1) Overall Work Program (OWP) in project numbers 045.0142.12 (\$45,000) and 045.0142.22 (\$29,300); and
- 2) Indirect Cost Budget in project numbers 811.1163.13 (\$70,000), 811.1163.04 (\$100,000), 811.1163.01 (\$200,000), and 811.1163.01 (\$50,000).

Request for Proposal (RFP): SCAG staff notified 1,417 firms of the release of RFP 19-052-C1 via SCAG’s Solicitation Management System website. A total of 69 firms downloaded the RFP. SCAG received the following twenty-nine (29) proposals in response to the solicitation:

1. 22nd Century Technologies, Inc.
2. 3Di
3. A. Kneifel and Associates
4. AgreeYa Solutions, Inc.
5. Applied Geographics, Inc.
6. BGBS, Inc.
7. CAI
8. Cho Consulting, Inc., dba Novinzio
9. Congent Infotech Corporation
10. Commercial Programming Systems, Inc.
11. Coolsoft, LLC
12. DXC Technologies
13. Elegant Enterprise Wide Solutions, Inc.
14. ESRI
15. Genesis Global Recruiting, Inc.
16. Global IT Services
17. Infojini
18. Intellix Solutions
19. Konica Minolta

20. Main Hire Staffing
21. Object Technologies Solutions, Inc.
22. Psomas
23. RadGov, Inc.
24. SATWIC, Inc .
25. Sierra Cybernetics
26. Sierra Digital, Inc.
27. Superior Information Technologies, LLC
28. Timmons Group
29. vTech Solution

Name of Winning Consultants:

1. 22nd Century Technologies, Inc.;
2. AgreeYa Solutions, Inc.;
3. Computer Aid, Inc.;
4. Commercial Programming Systems, Inc.;
5. Coolsoft, LLC;
6. Global IT Services, Inc.;
7. Infojini, Inc.;
8. Radgov, Inc.;
9. SATWIC, Inc.; and
10. Sierra Cybernetics, Inc.

Selection Process:

The Proposal Review Committee (PRC) evaluated each proposal in accordance with the criteria set forth in the RFP, and conducted the selection process in a manner consistent with all applicable federal and state contracting regulations. After evaluating the proposals, the PRC did not conduct interviews because the proposals contained sufficient information on which to base a contract award.

The PRC consisted of the following individuals:

Julie Loats Shroyer, CIO, Information Technology, SCAG
 Jung H. Seo, Regional Planner Specialist, Research and Analysis, SCAG
 Leigh Guannu, Lead Programmer Analyst, IT Projects, SCAG
 Marisa Laderach, Associate Regional Planner, Transit/Rail, SCAG
 Jonathan Holt, Manager of Application Development, IT, SCAG

Basis for Selection:

The PRC recommends each of the ten (10) firms listed above for the contract award based on technical qualifications, breadth and quality of resources, company stability and viability, and customer references.

Additionally, each firm:

- Clearly identified previous experience performing similar work scopes;
- Demonstrated the best understanding of the project’s intent and scopes;
- Provided rates that were reasonable and within the desired range; and
- Demonstrated the best experience with Enterprise Geographic Information System (EGIS) geodatabases and applications, website development, information management systems and financial system upgrades.

**Conflict Of Interest (COI) Form - Attachment
For December 5, 2019 Special Executive Administration Committee Approval**

Staff requests the following actions: 1) Approve contracts to be referenced as 19-052-C01 through 19-052-C10, with the ten firms who have qualified to serve on SCAG’s IT bench consultant, in a total aggregate amount not-to-exceed \$980,000, to provide project-based technical resources; and 2) requests a waiver of the agency’s procurement requirement of obtaining the Regional Council’s approval for contracts above \$200,000 for any individual contract awarded to one of the IT bench consultants as well as a waiver to the procurement requirement of needing Regional Council approval for any contract amendment beyond \$75,000 or 30% of its original value or beyond the normal \$200,000 RC approval threshold for any individual contract awarded to any of the IT bench consultants.

The consultant team for this contract includes:

Consultant Name	Did the consultant disclose a conflict in the Conflict of Interest Form they submitted with its original proposal (Yes or No)?
22 nd Century Technologies, Inc. (prime consultant)	No - form attached
AgreeYa Solutions, Inc. (prime consultant)	No - form attached
CAI (Computer Aid, Inc.) (prime consultant)	No - form attached
Coolsoft, LLC (prime consultant)	No - form attached
Commercial Programming Systems, Inc. (prime consultant)	No - form attached
Global IT Services, Inc. (prime consultant)	No - form attached
Infojini, Inc. (prime consultant)	No - form attached
Radgov, Inc. (prime consultant)	No - form attached
SATWIC, Inc. (prime consultant)	No - form attached
Sierra Cybernetics, Inc. (prime consultant)	No - form attached
Eckersall, LLC(subconsultant)	No - form attached

SCAG CONFLICT OF INTEREST FORM

RFP No. 19-052

SECTION I: INSTRUCTIONS

All persons or firms seeking contracts must complete and submit a SCAG Conflict of Interest Form along with the proposal. This requirement also applies to any proposed subconsultant(s). Failure to comply with this requirement may cause your proposal to be declared non-responsive.

In order to answer the questions contained in this form, please review SCAG’s Conflict of Interest Policy, the list of SCAG employees, and the list of SCAG’s Regional Council members. All three documents can be viewed online at www.scag.ca.gov. The SCAG Conflict of Interest Policy is located under “OPPORTUNITIES”, then “Doing Business with SCAG” and scroll down under the “CONTRACTS” tab; whereas the SCAG staff may be found under “ABOUT” then “Employee Directory”; and Regional Council members can be found under “ABOUT”, then scroll down to “ELECTED OFFICIALS” on the left side of the page and click on “See the list of SCAG representative and their Districts.”

Any questions regarding the information required to be disclosed in this form should be directed to SCAG’s Deputy Legal Counsel, especially if you answer “yes” to any question in this form, as doing so MAY also disqualify your firm from submitting an offer on this proposal

Name of Firm: 22nd Century Technologies, Inc.

Name of Preparer: Eva Gaddis-McKnight

Project Title: Administrator

RFP Number: 19-052 Date Submitted: June 24, 2019

SECTION II: QUESTIONS

- During the last twelve (12) months, has your firm provided a source of income to employees of SCAG or members of the SCAG Regional Council, or have any employees or Regional Council members held any investment (including real property) in your firm?

YES NO

If “yes,” please list the names of those SCAG employees and/or SCAG Regional Council members and the nature of the financial interest:

Name	Nature of Financial Interest
_____	_____
_____	_____
_____	_____

2. Have you or any members of your firm been an employee of SCAG or served as a member of the SCAG Regional Council within the last twelve (12) months?

YES NO

If "yes," please list name, position, and dates of service:

Name	Position	Dates of Service
_____	_____	_____
_____	_____	_____
_____	_____	_____

3. Are you or any managers, partners, or officers of your firm related by blood or marriage/domestic partnership to an employee of SCAG or member of the SCAG Regional Council that is considering your proposal?

YES NO

If "yes," please list name and the nature of the relationship:

Name	Relationship
_____	_____
_____	_____
_____	_____

4. Does an employee of SCAG or a member of the SCAG Regional Council hold a position at your firm as a director, officer, partner, trustee, employee, or any position of management?

YES NO

If "yes," please list name and the nature of the relationship:

Name	Relationship
_____	_____
_____	_____
_____	_____

5. Have you or any managers, partners, or officers of your firm ever given (directly or indirectly), or offered to give on behalf of another or through another person, campaign contributions or gifts to any current employee of SCAG or member of the SCAG Regional Council (including contributions to a political committee created by or on behalf of a member/candidate)?

YES NO

If "yes," please list name, date gift or contribution was given/offered, and dollar value:

Name	Date	Dollar Value
_____	_____	_____
_____	_____	_____
_____	_____	_____

SECTION III: VALIDATION STATEMENT

This Validation Statement must be completed and signed by at least one General Partner, Owner, Principal, or Officer authorized to legally commit the proposer.

DECLARATION

I, (printed full name) Eva Gaddis-McKnight, hereby declare that I am the (position or title) Administrator of (firm name) 22nd Century Technologies, Inc., and that I am duly authorized to execute this Validation Statement on behalf of this entity. I hereby state that this SCAG Conflict of Interest Form dated June 24, 2019 is correct and current as submitted. I acknowledge that any false, deceptive, or fraudulent statements on this Validation Statement will result in rejection of my contract proposal.

Eva Gaddis-McKnight
Signature of Person Certifying for Proposer
(original signature required)

June 24, 2019
Date

NOTICE

A material false statement, omission, or fraudulent inducement made in connection with this SCAG Conflict of Interest Form is sufficient cause for rejection of the contract proposal or revocation of a prior contract award.

SCAG CONFLICT OF INTEREST FORM

RFP No. 19-052

SECTION I: INSTRUCTIONS

All persons or firms seeking contracts must complete and submit a SCAG Conflict of Interest Form along with the proposal. This requirement also applies to any proposed subconsultant(s). Failure to comply with this requirement may cause your proposal to be declared non-responsive.

In order to answer the questions contained in this form, please review SCAG’s Conflict of Interest Policy, the list of SCAG employees, and the list of SCAG’s Regional Council members. All three documents can be viewed online at www.scag.ca.gov. The SCAG Conflict of Interest Policy is located under “OPPORTUNITIES”, then “Doing Business with SCAG” and scroll down under the “CONTRACTS” tab; whereas the SCAG staff may be found under “ABOUT” then “Employee Directory”; and Regional Council members can be found under “ABOUT”, then scroll down to “ELECTED OFFICIALS” on the left side of the page and click on “See the list of SCAG representative and their Districts.”

Any questions regarding the information required to be disclosed in this form should be directed to SCAG’s Deputy Legal Counsel, especially if you answer “yes” to any question in this form, as doing so **MAY** also disqualify your firm from submitting an offer on this proposal.

Name of Firm: AgreeYa Solutions, Inc.
Name of Preparer: Ajay Kaul
Project Title: IT Application Development and Support
RFP Number: 19-052 Date Submitted: Jun 24, 2019

SECTION II: QUESTIONS

1. During the last twelve (12) months, has your firm provided a source of income to employees of SCAG or members of the SCAG Regional Council, or have any employees or Regional Council members held any investment (including real property) in your firm?

Yes No

If “yes,” please list the names of those SCAG employees and/or SCAG Regional Council members and the nature of the financial interest:

Name	Nature of Financial Interest
<hr/>	<hr/>
<hr/>	<hr/>

2. Have you or any members of your firm been an employee of SCAG or served as a member of the SCAG Regional Council within the last twelve (12) months?

Yes No

If "yes," please list name, position, and dates of service:

Name	Position	Dates of Service
_____	_____	_____
_____	_____	_____

3. Are you or any managers, partners, or officers of your firm related by blood or marriage/domestic partnership to an employee of SCAG or member of the SCAG Regional Council that is considering your proposal?

Yes No

If "yes," please list name and the nature of the relationship:

Name	Relationship
_____	_____
_____	_____

4. Does an employee of SCAG or a member of the SCAG Regional Council hold a position at your firm as a director, officer, partner, trustee, employee, or any position of management?

Yes No

If "yes," please list name and the nature of the relationship:

Name	Relationship
_____	_____
_____	_____

5. Have you or any managers, partners, or officers of your firm ever given (directly or indirectly), or offered to give on behalf of another or through another person, campaign contributions or gifts to any current employee of SCAG or member of the SCAG Regional Council (including contributions to a political committee created by or on behalf of a member/candidate)?

Yes No

If "yes," please list name, date gift or contribution was given/offered, and dollar value:

Name	Date	Dollar Value
_____	_____	_____
_____	_____	_____

SECTION III: VALIDATION STATEMENT

This Validation Statement must be completed and signed by at least one General Partner, Owner, Principal, or Officer authorized to legally commit the proposer.

DECLARATION

I, Ajay Kaul, hereby declare that I am the Managing Partner of AgreeYa Solutions, Inc., and that I am duly authorized to execute this Validation Statement on behalf of this entity. I hereby state that this SCAG Conflict of Interest Form dated June 24, 2019 is correct and current as submitted. I acknowledge that any false, deceptive, or fraudulent statements on this Validation Statement will result in rejection of my contract proposal.



Signature of Person Certifying for Proposer
(original signature required)

Jun 24, 2019

Date

NOTICE

A material false statement, omission, or fraudulent inducement made in connection with this SCAG Conflict of Interest Form is sufficient cause for rejection of the contract proposal or revocation of a prior contract award.

SCAG CONFLICT OF INTEREST FORM

RFP No. 19-052

SECTION I: INSTRUCTIONS

All persons or firms seeking contracts must complete and submit a SCAG Conflict of Interest Form along with the proposal. This requirement also applies to any proposed subconsultant(s). Failure to comply with this requirement may cause your proposal to be declared non-responsive.

In order to answer the questions contained in this form, please review SCAG's Conflict of Interest Policy, the list of SCAG employees, and the list of SCAG's Regional Council members. All three documents can be viewed online at www.scag.ca.gov. The SCAG Conflict of Interest Policy is located under "OPPORTUNITIES", then "Doing Business with SCAG" and scroll down under the "CONTRACTS" tab; whereas the SCAG staff may be found under "ABOUT" then "Employee Directory"; and Regional Council members can be found under "ABOUT", then scroll down to "ELECTED OFFICIALS" on the left side of the page and click on "See the list of SCAG representative and their Districts."

Any questions regarding the information required to be disclosed in this form should be directed to SCAG's Deputy Legal Counsel, especially if you answer "yes" to any question in this form, as doing so MAY also disqualify your firm from submitting an offer on this proposal

Name of Firm: Computer Aid, Inc.

Name of Preparer: Frank Ury

Project Title: Information Technology Application Development Support

RFP Number: 19-052 **Date Submitted:** June 24, 2019

SECTION II: QUESTIONS

1. During the last twelve (12) months, has your firm provided a source of income to employees of SCAG or members of the SCAG Regional Council, or have any employees or Regional Council members held any investment (including real property) in your firm?

YES NO

If "yes," please list the names of those SCAG employees and/or SCAG Regional Council members and the nature of the financial interest:

Name	Nature of Financial Interest
_____	_____
_____	_____
_____	_____
_____	_____

2. Have you or any members of your firm been an employee of SCAG or served as a member of the SCAG Regional Council within the last twelve (12) months?

YES NO

If "yes," please list name, position, and dates of service:

Name	Position	Dates of Service
_____	_____	_____
_____	_____	_____
_____	_____	_____
_____	_____	_____

3. Are you or any managers, partners, or officers of your firm related by blood or marriage/domestic partnership to an employee of SCAG or member of the SCAG Regional Council that is considering your proposal?

YES NO

If "yes," please list name and the nature of the relationship:

Name	Relationship
_____	_____
_____	_____
_____	_____
_____	_____

4. Does an employee of SCAG or a member of the SCAG Regional Council hold a position at your firm as a director, officer, partner, trustee, employee, or any position of management?

YES NO

If "yes," please list name and the nature of the relationship:

Name	Relationship
_____	_____
_____	_____
_____	_____
_____	_____

5. Have you or any managers, partners, or officers of your firm ever given (directly or indirectly), or offered to give on behalf of another or through another person, campaign contributions or gifts to any current employee of SCAG or member of the SCAG Regional Council (including contributions to a political committee created by or on behalf of a member/candidate)?

YES NO

If "yes," please list name, date gift or contribution was given/offered, and dollar value:


Name	Date	Dollar Value
_____	_____	_____
_____	_____	_____
_____	_____	_____

SECTION III: VALIDATION STATEMENT

This Validation Statement must be completed and signed by at least one General Partner, Owner, Principal, or Officer authorized to legally commit the proposer.

DECLARATION

I, (printed full name) Thomas C. Weaver, hereby declare that I am the (position or title) Executive Vice President of (firm name) Computer Aid, Inc., and that I am duly authorized to execute this Validation Statement on behalf of this entity. I hereby state that this SCAG Conflict of Interest Form dated 6/24/19 is correct and current as submitted. I acknowledge that any false, deceptive, or fraudulent statements on this Validation Statement will result in rejection of my contract proposal.

 _____ Signature of Person Certifying for Proposer (original signature required)	_____ June 24, 2019 Date
--	--------------------------------

NOTICE

A material false statement, omission, or fraudulent inducement made in connection with this SCAG Conflict of Interest Form is sufficient cause for rejection of the contract proposal or revocation of a prior contract award.

SCAG CONFLICT OF INTEREST FORM

RFP No. 19-052

SECTION I: INSTRUCTIONS

All persons or firms seeking contracts must complete and submit a SCAG Conflict of Interest Form along with the proposal. This requirement also applies to any proposed subconsultant(s). Failure to comply with this requirement may cause your proposal to be declared non-responsive.

In order to answer the questions contained in this form, please review SCAG's Conflict of Interest Policy, the list of SCAG employees, and the list of SCAG's Regional Council members. All three documents can be viewed online at www.scag.ca.gov. The SCAG Conflict of Interest Policy is located under "OPPORTUNITIES", then "Doing Business with SCAG" and scroll down under the "CONTRACTS" tab; whereas the SCAG staff may be found under "ABOUT" then "Employee Directory"; and Regional Council members can be found under "ABOUT", then scroll down to "ELECTED OFFICIALS" on the left side of the page and click on "See the list of SCAG representative and their Districts."

Any questions regarding the information required to be disclosed in this form should be directed to SCAG's Deputy Legal Counsel, especially if you answer "yes" to any question in this form, as doing so MAY also disqualify your firm from submitting an offer on this proposal

Name of Firm: Commercial Programming Systems, Inc.
Name of Preparer: Philip Sawyer
Project Title: IT Application Development and Support
RFP Number: RFP No. 19-052 Date Submitted: June 10, 2019

SECTION II: QUESTIONS

1. During the last twelve (12) months, has your firm provided a source of income to employees of SCAG or members of the SCAG Regional Council, or have any employees or Regional Council members held any investment (including real property) in your firm?

YES NO

If "yes," please list the names of those SCAG employees and/or SCAG Regional Council members and the nature of the financial interest:

Name	Nature of Financial Interest
_____	_____
_____	_____
_____	_____
_____	_____

2. Have you or any members of your firm been an employee of SCAG or served as a member of the SCAG Regional Council within the last twelve (12) months?

YES NO

If "yes," please list name, position, and dates of service:

Name	Position	Dates of Service
_____	_____	_____
_____	_____	_____
_____	_____	_____
_____	_____	_____

3. Are you or any managers, partners, or officers of your firm related by blood or marriage/domestic partnership to an employee of SCAG or member of the SCAG Regional Council that is considering your proposal?

YES NO

If "yes," please list name and the nature of the relationship:

Name	Relationship
_____	_____
_____	_____
_____	_____
_____	_____

4. Does an employee of SCAG or a member of the SCAG Regional Council hold a position at your firm as a director, officer, partner, trustee, employee, or any position of management?

YES NO

If "yes," please list name and the nature of the relationship:

Name	Relationship
_____	_____
_____	_____
_____	_____
_____	_____

5. Have you or any managers, partners, or officers of your firm ever given (directly or indirectly), or offered to give on behalf of another or through another person, campaign contributions or gifts to any current employee of SCAG or member of the SCAG Regional Council (including contributions to a political committee created by or on behalf of a member/candidate)?

YES NO

If "yes," please list name, date gift or contribution was given/offered, and dollar value:

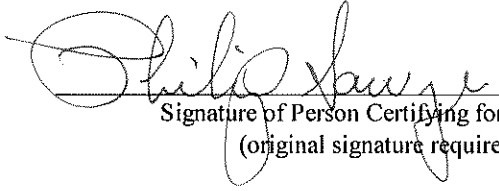
Name	Date	Dollar Value
_____	_____	_____
_____	_____	_____
_____	_____	_____

SECTION III: VALIDATION STATEMENT

This Validation Statement must be completed and signed by at least one General Partner, Owner, Principal, or Officer authorized to legally commit the proposer.

DECLARATION

I, (printed full name) Philip Sawyer, hereby declare that I am the (position or title) President/CEO of (firm name) Commercial Programming Systems and that I am duly authorized to execute this Validation Statement on behalf of this entity. I hereby state that this SCAG Conflict of Interest Form dated June 10, 2019 is correct and current as submitted. I acknowledge that any false, deceptive, or fraudulent statements on this Validation Statement will result in rejection of my contract proposal.


June, 10, 2019

 Signature of Person Certifying for Proposer Date
 (original signature required)

NOTICE

A material false statement, omission, or fraudulent inducement made in connection with this SCAG Conflict of Interest Form is sufficient cause for rejection of the contract proposal or revocation of a prior contract award.

SCAG CONFLICT OF INTEREST FORM

RFP No. 19-052

SECTION I: INSTRUCTIONS

All persons or firms seeking contracts must complete and submit a SCAG Conflict of Interest Form along with the proposal. This requirement also applies to any proposed subconsultant(s). Failure to comply with this requirement may cause your proposal to be declared non-responsive.

In order to answer the questions contained in this form, please review SCAG’s Conflict of Interest Policy, the list of SCAG employees, and the list of SCAG’s Regional Council members. All three documents can be viewed online at www.scag.ca.gov. The SCAG Conflict of Interest Policy is located under “OPPORTUNITIES”, then “Doing Business with SCAG” and scroll down under the “CONTRACTS” tab; whereas the SCAG staff may be found under “ABOUT” then “Employee Directory”; and Regional Council members can be found under “ABOUT”, then scroll down to “ELECTED OFFICIALS” on the left side of the page and click on “See the list of SCAG representative and their Districts.”

Any questions regarding the information required to be disclosed in this form should be directed to SCAG’s Deputy Legal Counsel, especially if you answer “yes” to any question in this form, as doing so MAY also disqualify your firm from submitting an offer on this proposal

Name of Firm: COOLSOF LLC

Name of Preparer: Anand Krishnamurthy

Project Title: Information Technology (IT) Application Development and Support

RFP Number: 19-052 Date Submitted: 6/10/2019

SECTION II: QUESTIONS

1. During the last twelve (12) months, has your firm provided a source of income to employees of SCAG or members of the SCAG Regional Council, or have any employees or Regional Council members held any investment (including real property) in your firm?

YES NO

If “yes,” please list the names of those SCAG employees and/or SCAG Regional Council members and the nature of the financial interest:

Name	Nature of Financial Interest
_____	_____
_____	_____
_____	_____
_____	_____

2. Have you or any members of your firm been an employee of SCAG or served as a member of the SCAG Regional Council within the last twelve (12) months?

YES NO

If "yes," please list name, position, and dates of service:

Name	Position	Dates of Service
_____	_____	_____
_____	_____	_____
_____	_____	_____
_____	_____	_____

3. Are you or any managers, partners, or officers of your firm related by blood or marriage/domestic partnership to an employee of SCAG or member of the SCAG Regional Council that is considering your proposal?

YES NO

If "yes," please list name and the nature of the relationship:

Name	Relationship
_____	_____
_____	_____
_____	_____
_____	_____

4. Does an employee of SCAG or a member of the SCAG Regional Council hold a position at your firm as a director, officer, partner, trustee, employee, or any position of management?

YES NO

If "yes," please list name and the nature of the relationship:

Name	Relationship
_____	_____
_____	_____
_____	_____
_____	_____

5. Have you or any managers, partners, or officers of your firm ever given (directly or indirectly), or offered to give on behalf of another or through another person, campaign contributions or gifts to any current employee of SCAG or member of the SCAG Regional Council (including contributions to a political committee created by or on behalf of a member/candidate)?

YES NO

If "yes," please list name, date gift or contribution was given/offered, and dollar value:

Name	Date	Dollar Value
_____	_____	_____
_____	_____	_____
_____	_____	_____
_____	_____	_____

SECTION III: VALIDATION STATEMENT

This Validation Statement must be completed and signed by at least one General Partner, Owner, Principal, or Officer authorized to legally commit the proposer.

DECLARATION

I, (printed full name) Anand Krishnamurthy, hereby declare that I am the (position or title) Chief Executive Officer of (firm name) COOLSOFT LLC, and that I am duly authorized to execute this Validation Statement on behalf of this entity. I hereby state that this SCAG Conflict of Interest Form dated 6/21/2019 is correct and current as submitted. I acknowledge that any false, deceptive, or fraudulent statements on this Validation Statement will result in rejection of my contract proposal.



Signature of Person Certifying for Proposer
(original signature required)

6/10/2019

Date

NOTICE

A material false statement, omission, or fraudulent inducement made in connection with this SCAG Conflict of Interest Form is sufficient cause for rejection of the contract proposal or revocation of a prior contract award.

SCAG CONFLICT OF INTEREST FORM

RFP No. 19-052

SECTION I: INSTRUCTIONS

All persons or firms seeking contracts must complete and submit a SCAG Conflict of Interest Form along with the proposal. This requirement also applies to any proposed subconsultant(s). Failure to comply with this requirement may cause your proposal to be declared non-responsive.

In order to answer the questions contained in this form, please review SCAG's Conflict of Interest Policy, the list of SCAG employees, and the list of SCAG's Regional Council members. All three documents can be viewed online at www.scag.ca.gov. The SCAG Conflict of Interest Policy is located under "OPPORTUNITIES", then "Doing Business with SCAG" and scroll down under the "CONTRACTS" tab; whereas the SCAG staff may be found under "ABOUT" then "Employee Directory"; and Regional Council members can be found under "ABOUT", then scroll down to "ELECTED OFFICIALS" on the left side of the page and click on "See the list of SCAG representative and their Districts."

Any questions regarding the information required to be disclosed in this form should be directed to SCAG's Deputy Legal Counsel, especially if you answer "yes" to any question in this form, as doing so MAY also disqualify your firm from submitting an offer on this proposal

Name of Firm: Global IT Services
Name of Preparer: Shavinder Phagura
Project Title: Information Technology (IT) Application Development and Support
RFP Number: (RFP) No. 19-052 **Date Submitted:** June 24, 2019

SECTION II: QUESTIONS

1. During the last twelve (12) months, has your firm provided a source of income to employees of SCAG or members of the SCAG Regional Council, or have any employees or Regional Council members held any investment (including real property) in your firm?

YES NO

If "yes," please list the names of those SCAG employees and/or SCAG Regional Council members and the nature of the financial interest:

Name	Nature of Financial Interest
_____	_____
_____	_____
_____	_____
_____	_____

2. Have you or any members of your firm been an employee of SCAG or served as a member of the SCAG Regional Council within the last twelve (12) months?

YES NO

If "yes," please list name, position, and dates of service:

Name	Position	Dates of Service
_____	_____	_____
_____	_____	_____
_____	_____	_____

3. Are you or any managers, partners, or officers of your firm related by blood or marriage/domestic partnership to an employee of SCAG or member of the SCAG Regional Council that is considering your proposal?

YES NO

If "yes," please list name and the nature of the relationship:

Name	Relationship
_____	_____
_____	_____
_____	_____

4. Does an employee of SCAG or a member of the SCAG Regional Council hold a position at your firm as a director, officer, partner, trustee, employee, or any position of management?

YES NO

If "yes," please list name and the nature of the relationship:

Name	Relationship
_____	_____
_____	_____
_____	_____

5. Have you or any managers, partners, or officers of your firm ever given (directly or indirectly), or offered to give on behalf of another or through another person, campaign contributions or gifts to any current employee of SCAG or member of the SCAG Regional Council (including contributions to a political committee created by or on behalf of a member/candidate)?

YES NO

If "yes," please list name, date gift or contribution was given/offered, and dollar value:

Name	Date	Dollar Value
_____	_____	_____
_____	_____	_____
_____	_____	_____
_____	_____	_____

SECTION III: VALIDATION STATEMENT

This Validation Statement must be completed and signed by at least one General Partner, Owner, Principal, or Officer authorized to legally commit the proposer.

DECLARATION

I, (printed full name) Shavinder Phagura, hereby declare that I am the (position or title) President of (firm name) Global IT Services, and that I am duly authorized to execute this Validation Statement on behalf of this entity. I hereby state that this SCAG Conflict of Interest Form dated June 24, 2019 is correct and current as submitted. I acknowledge that any false, deceptive, or fraudulent statements on this Validation Statement will result in rejection of my contract proposal.



Signature of Person Certifying for Proposer
(original signature required)

June 24, 2019

Date

NOTICE

A material false statement, omission, or fraudulent inducement made in connection with this SCAG Conflict of Interest Form is sufficient cause for rejection of the contract proposal or revocation of a prior contract award.

SCAG CONFLICT OF INTEREST FORM

RFP No. 19-052

SECTION I: INSTRUCTIONS

All persons or firms seeking contracts must complete and submit a SCAG Conflict of Interest Form along with the proposal. This requirement also applies to any proposed subconsultant(s). Failure to comply with this requirement may cause your proposal to be declared non-responsive.

In order to answer the questions contained in this form, please review SCAG's Conflict of Interest Policy, the list of SCAG employees, and the list of SCAG's Regional Council members. All three documents can be viewed online at www.scag.ca.gov. The SCAG Conflict of Interest Policy is located under "OPPORTUNITIES", then "Doing Business with SCAG" and scroll down under the "CONTRACTS" tab; whereas the SCAG staff may be found under "ABOUT" then "Employee Directory"; and Regional Council members can be found under "ABOUT", then scroll down to "ELECTED OFFICIALS" on the left side of the page and click on "See the list of SCAG representative and their Districts."

Any questions regarding the information required to be disclosed in this form should be directed to SCAG's Deputy Legal Counsel, especially if you answer "yes" to any question in this form, as doing so MAY also disqualify your firm from submitting an offer on this proposal.

Name of Firm: Infojini Inc.
Name of Preparer: Sandeep Harjani
Project Title: Information Technology (IT) Application Development and Support
RFP Number: 19-052 Date Submitted: June 21, 2019

SECTION II: QUESTIONS

1. During the last twelve (12) months, has your firm provided a source of income to employees of SCAG or members of the SCAG Regional Council, or have any employees or Regional Council members held any investment (including real property) in your firm?

YES NO

If "yes," please list the names of those SCAG employees and/or SCAG Regional Council members and the nature of the financial interest.

Name	Nature of Financial Interest
_____	_____
_____	_____
_____	_____

2. Have you or any members of your firm been an employee of SCAG or served as a member of the SCAG Regional Council within the last twelve (12) months?

YES NO

If "yes," please list name, position, and dates of service:

Name	Position	Dates of Service
_____	_____	_____
_____	_____	_____
_____	_____	_____

3. Are you or any managers, partners, or officers of your firm related by blood or marriage/domestic partnership to an employee of SCAG or member of the SCAG Regional Council that is considering your proposal?

YES NO

If "yes," please list name and the nature of the relationship:

Name	Relationship
_____	_____
_____	_____
_____	_____

4. Does an employee of SCAG or a member of the SCAG Regional Council hold a position at your firm as a director, officer, partner, trustee, employee, or any position of management?

YES NO

If "yes," please list name and the nature of the relationship:

Name	Relationship
_____	_____
_____	_____
_____	_____

5. Have you or any managers, partners, or officers of your firm ever given (directly or indirectly), or offered to give on behalf of another or through another person, campaign contributions or gifts to any current employee of SCAG or member of the SCAG Regional Council (including contributions to a political committee created by or on behalf of a member/candidate)?

YES NO

If "yes," please list name, date gift or contribution was given/offered, and dollar value:

Name	Date	Dollar Value
_____	_____	_____
_____	_____	_____
_____	_____	_____

SECTION III: VALIDATION STATEMENT

This Validation Statement must be completed and signed by at least one General Partner, Owner, Principal, or Officer authorized to legally commit the proposer.

DECLARATION

I, (printed full name) Sandeep Harjani, hereby declare that I am the (position or title) Director of (firm name) Infojini Inc., and that I am duly authorized to execute this Validation Statement on behalf of this entity. I hereby state that this SCAG Conflict of Interest Form dated June 21, 2019 is correct and current as submitted. I acknowledge that any false, deceptive, or fraudulent statements on this Validation Statement will result in rejection of my contract proposal.



Signature of Person Certifying for Proposer
(original signature required)

June 21, 2019

Date

NOTICE

A material false statement, omission, or fraudulent inducement made in connection with this SCAG Conflict of Interest Form is sufficient cause for rejection of the contract proposal or revocation of a prior contract award.

SCAG CONFLICT OF INTEREST FORM

RFP No. 19-052

SECTION I: INSTRUCTIONS

All persons or firms seeking contracts must complete and submit a SCAG Conflict of Interest Form along with the proposal. This requirement also applies to any proposed subconsultant(s). Failure to comply with this requirement may cause your proposal to be declared non-responsive.

In order to answer the questions contained in this form, please review SCAG’s Conflict of Interest Policy, the list of SCAG employees, and the list of SCAG’s Regional Council members. All three documents can be viewed online at www.scag.ca.gov. The SCAG Conflict of Interest Policy is located under “OPPORTUNITIES”, then “Doing Business with SCAG” and scroll down under the “CONTRACTS” tab; whereas the SCAG staff may be found under “ABOUT” then “Employee Directory”; and Regional Council members can be found under “ABOUT”, then scroll down to “ELECTED OFFICIALS” on the left side of the page and click on “See the list of SCAG representative and their Districts.”

Any questions regarding the information required to be disclosed in this form should be directed to SCAG’s Deputy Legal Counsel, especially if you answer “yes” to any question in this form, as doing so MAY also disqualify your firm from submitting an offer on this proposal

Name of Firm: RADgov, Inc.
Name of Preparer: Clarisey Lee
Project Title: Information Technology (IT) Application Development and Support
RFP Number: 19-052 **Date Submitted:** 06/04/2019

SECTION II: QUESTIONS

1. During the last twelve (12) months, has your firm provided a source of income to employees of SCAG or members of the SCAG Regional Council, or have any employees or Regional Council members held any investment (including real property) in your firm?
 YES NO

If “yes,” please list the names of those SCAG employees and/or SCAG Regional Council members and the nature of the financial interest:

Name	Nature of Financial Interest
_____	_____
_____	_____
_____	_____
_____	_____

2. Have you or any members of your firm been an employee of SCAG or served as a member of the SCAG Regional Council within the last twelve (12) months?

YES NO

If "yes," please list name, position, and dates of service:

Name	Position	Dates of Service
_____	_____	_____
_____	_____	_____
_____	_____	_____
_____	_____	_____

3. Are you or any managers, partners, or officers of your firm related by blood or marriage/domestic partnership to an employee of SCAG or member of the SCAG Regional Council that is considering your proposal?

YES NO

If "yes," please list name and the nature of the relationship:

Name	Relationship
_____	_____
_____	_____
_____	_____
_____	_____

4. Does an employee of SCAG or a member of the SCAG Regional Council hold a position at your firm as a director, officer, partner, trustee, employee, or any position of management?

YES NO

If "yes," please list name and the nature of the relationship:

Name	Relationship
_____	_____
_____	_____
_____	_____
_____	_____

5. Have you or any managers, partners, or officers of your firm ever given (directly or indirectly), or offered to give on behalf of another or through another person, campaign contributions or gifts to any current employee of SCAG or member of the SCAG Regional Council (including contributions to a political committee created by or on behalf of a member/candidate)?

YES NO

If "yes," please list name, date gift or contribution was given/offered, and dollar value:

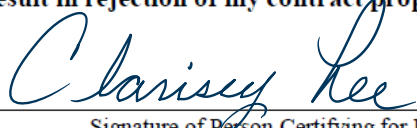
Name	Date	Dollar Value
_____	_____	_____
_____	_____	_____
_____	_____	_____
_____	_____	_____

SECTION III: VALIDATION STATEMENT

This Validation Statement must be completed and signed by at least one General Partner, Owner, Principal, or Officer authorized to legally commit the proposer.

DECLARATION

I, (printed full name) Clarisey Lee, hereby declare that I am the (position or title) Contracts Administrator of (firm name) RADgov, Inc., and that I am duly authorized to execute this Validation Statement on behalf of this entity. I hereby state that this SCAG Conflict of Interest Form dated 06/04/2019 is correct and current as submitted. I acknowledge that any false, deceptive, or fraudulent statements on this Validation Statement will result in rejection of my contract proposal.


06/04/2019

Signature of Person Certifying for Proposer Date
 (original signature required)

NOTICE

A material false statement, omission, or fraudulent inducement made in connection with this SCAG Conflict of Interest Form is sufficient cause for rejection of the contract proposal or revocation of a prior contract award.

SCAG CONFLICT OF INTEREST FORM

RFP No. 19-052

SECTION I: INSTRUCTIONS

All persons or firms seeking contracts must complete and submit a SCAG Conflict of Interest Form along with the proposal. This requirement also applies to any proposed subconsultant(s). Failure to comply with this requirement may cause your proposal to be declared non-responsive.

In order to answer the questions contained in this form, please review SCAG’s Conflict of Interest Policy, the list of SCAG employees, and the list of SCAG’s Regional Council members. All three documents can be viewed online at www.scag.ca.gov. The SCAG Conflict of Interest Policy is located under “OPPORTUNITIES”, then “Doing Business with SCAG” and scroll down under the “CONTRACTS” tab; whereas the SCAG staff may be found under “ABOUT” then “Employee Directory”; and Regional Council members can be found under “ABOUT”, then scroll down to “ELECTED OFFICIALS” on the left side of the page and click on “See the list of SCAG representative and their Districts.”

Any questions regarding the information required to be disclosed in this form should be directed to SCAG’s Deputy Legal Counsel, especially if you answer “yes” to any question in this form, as doing so MAY also disqualify your firm from submitting an offer on this proposal

Name of Firm: Satwic Inc

Name of Preparer: Subbaiah Cherumandanda

Project Title: Information Technology (IT) Application Development and Support.

RFP Number: 19-052 Date Submitted: Jun 24, 2019

SECTION II: QUESTIONS

1. During the last twelve (12) months, has your firm provided a source of income to employees of SCAG or members of the SCAG Regional Council, or have any employees or Regional Council members held any investment (including real property) in your firm?

YES NO

If “yes,” please list the names of those SCAG employees and/or SCAG Regional Council members and the nature of the financial interest:

Name	Nature of Financial Interest
_____	_____
_____	_____
_____	_____
_____	_____

2. Have you or any members of your firm been an employee of SCAG or served as a member of the SCAG Regional Council within the last twelve (12) months?

YES NO

If "yes," please list name, position, and dates of service:

Name	Position	Dates of Service
_____	_____	_____
_____	_____	_____
_____	_____	_____
_____	_____	_____

3. Are you or any managers, partners, or officers of your firm related by blood or marriage/domestic partnership to an employee of SCAG or member of the SCAG Regional Council that is considering your proposal?

YES NO

If "yes," please list name and the nature of the relationship:

Name	Relationship
_____	_____
_____	_____
_____	_____
_____	_____

4. Does an employee of SCAG or a member of the SCAG Regional Council hold a position at your firm as a director, officer, partner, trustee, employee, or any position of management?

YES NO

If "yes," please list name and the nature of the relationship:

Name	Relationship
_____	_____
_____	_____
_____	_____
_____	_____

5. Have you or any managers, partners, or officers of your firm ever given (directly or indirectly), or offered to give on behalf of another or through another person, campaign contributions or gifts to any current employee of SCAG or member of the SCAG Regional Council (including contributions to a political committee created by or on behalf of a member/candidate)?

YES NO

If "yes," please list name, date gift or contribution was given/offered, and dollar value:

Name	Date	Dollar Value
_____	_____	_____
_____	_____	_____
_____	_____	_____

SECTION III: VALIDATION STATEMENT

This Validation Statement must be completed and signed by at least one General Partner, Owner, Principal, or Officer authorized to legally commit the proposer.

DECLARATION

I, (printed full name) Subbaiah Cherumandanda, hereby declare that I am the (position or title) President of (firm name) Satwic Inc, and that I am duly authorized to execute this Validation Statement on behalf of this entity. I hereby state that this SCAG Conflict of Interest Form dated 06/24/2019 is correct and current as submitted. I acknowledge that any false, deceptive, or fraudulent statements on this Validation Statement will result in rejection of my contract proposal.



June, 24, 2019

Signature of Person Certifying for Proposer
(original signature required)

Date

NOTICE

A material false statement, omission, or fraudulent inducement made in connection with this SCAG Conflict of Interest Form is sufficient cause for rejection of the contract proposal or revocation of a prior contract award.

SCAG CONFLICT OF INTEREST FORM

RFP No. 19-052

SECTION I: INSTRUCTIONS

All persons or firms seeking contracts must complete and submit a SCAG Conflict of Interest Form along with the proposal. This requirement also applies to any proposed subconsultant(s). Failure to comply with this requirement may cause your proposal to be declared non-responsive.

In order to answer the questions contained in this form, please review SCAG's Conflict of Interest Policy, the list of SCAG employees, and the list of SCAG's Regional Council members. All three documents can be viewed online at www.scag.ca.gov. The SCAG Conflict of Interest Policy is located under "OPPORTUNITIES", then "Doing Business with SCAG" and scroll down under the "CONTRACTS" tab; whereas the SCAG staff may be found under "ABOUT" then "Employee Directory"; and Regional Council members can be found under "ABOUT", then scroll down to "ELECTED OFFICIALS" on the left side of the page and click on "See the list of SCAG representative and their Districts."

Any questions regarding the information required to be disclosed in this form should be directed to SCAG's Deputy Legal Counsel, especially if you answer "yes" to any question in this form, as doing so MAY also disqualify your firm from submitting an offer on this proposal

Name of Firm: Sierra Cybernetics, Inc.
Name of Preparer: Carl LaPlante
Project Title: IT Application Development and Support
RFP Number: 19-052 Date Submitted: 6/24/2019

SECTION II: QUESTIONS

1. During the last twelve (12) months, has your firm provided a source of income to employees of SCAG or members of the SCAG Regional Council, or have any employees or Regional Council members held any investment (including real property) in your firm?

YES NO

If "yes," please list the names of those SCAG employees and/or SCAG Regional Council members and the nature of the financial interest:

Name	Nature of Financial Interest
_____	_____
_____	_____
_____	_____
_____	_____

2. Have you or any members of your firm been an employee of SCAG or served as a member of the SCAG Regional Council within the last twelve (12) months?

YES NO

If "yes," please list name, position, and dates of service:

Name	Position	Dates of Service
_____	_____	_____
_____	_____	_____
_____	_____	_____
_____	_____	_____

3. Are you or any managers, partners, or officers of your firm related by blood or marriage/domestic partnership to an employee of SCAG or member of the SCAG Regional Council that is considering your proposal?

YES NO

If "yes," please list name and the nature of the relationship:

Name	Relationship
_____	_____
_____	_____
_____	_____
_____	_____

4. Does an employee of SCAG or a member of the SCAG Regional Council hold a position at your firm as a director, officer, partner, trustee, employee, or any position of management?

YES NO

If "yes," please list name and the nature of the relationship:

Name	Relationship
_____	_____
_____	_____
_____	_____
_____	_____

5. Have you or any managers, partners, or officers of your firm ever given (directly or indirectly), or offered to give on behalf of another or through another person, campaign contributions or gifts to any current employee of SCAG or member of the SCAG Regional Council (including contributions to a political committee created by or on behalf of a member/candidate)?

YES NO

If "yes," please list name, date gift or contribution was given/offered, and dollar value:

Name	Date	Dollar Value
_____	_____	_____
_____	_____	_____
_____	_____	_____
_____	_____	_____

SECTION III: VALIDATION STATEMENT

This Validation Statement must be completed and signed by at least one General Partner, Owner, Principal, or Officer authorized to legally commit the proposer.

DECLARATION

I, (printed full name) Carl Dean LaPlante, hereby declare that I am the (position or title) President of (firm name) Sierra Cybernetics, and that I am duly authorized to execute this Validation Statement on behalf of this entity. I hereby state that this SCAG Conflict of Interest Form dated 6/18/2019 is correct and current as submitted. I acknowledge that any false, deceptive, or fraudulent statements on this Validation Statement will result in rejection of my contract proposal.

Carl LaPlante

Signature of Person Certifying for Proposer
(original signature required)

6/18/2019

Date

NOTICE

A material false statement, omission, or fraudulent inducement made in connection with this SCAG Conflict of Interest Form is sufficient cause for rejection of the contract proposal or revocation of a prior contract award.

SCAG CONFLICT OF INTEREST FORM

RFP No. 19-052

SECTION I: INSTRUCTIONS

All persons or firms seeking contracts must complete and submit a SCAG Conflict of Interest Form along with the proposal. This requirement also applies to any proposed subconsultant(s). Failure to comply with this requirement may cause your proposal to be declared non-responsive.

In order to answer the questions contained in this form, please review SCAG's Conflict of Interest Policy, the list of SCAG employees, and the list of SCAG's Regional Council members. All three documents can be viewed online at www.scag.ca.gov. The SCAG Conflict of Interest Policy is located under "OPPORTUNITIES", then "Doing Business with SCAG" and scroll down under the "CONTRACTS" tab; whereas the SCAG staff may be found under "ABOUT" then "Employee Directory"; and Regional Council members can be found under "ABOUT", then scroll down to "ELECTED OFFICIALS" on the left side of the page and click on "See the list of SCAG representative and their Districts."

Any questions regarding the information required to be disclosed in this form should be directed to SCAG's Deputy Legal Counsel, especially if you answer "yes" to any question in this form, as doing so MAY also disqualify your firm from submitting an offer on this proposal

Name of Firm: ECKERSALL, LLC

Name of Preparer: Scott Eckersall

Project Title: Enterprise GIS Development

RFP Number: 19-052

Date 6/18/2019

SECTION II: QUESTIONS

1. During the last twelve (12) months, has your firm provided a source of income to employees of SCAG or members of the SCAG Regional Council, or have any employees or Regional Council members held any investment (including real property) in your firm?

YES NO

If "yes," please list the names of those SCAG employees and/or SCAG Regional Council members and the nature of the financial interest:

Name	Nature of Financial Interest
_____	_____
_____	_____
_____	_____
_____	_____

2. Have you or any members of your firm been an employee of SCAG or served as a member of the SCAG Regional Council within the last twelve (12) months?

YES NO

If "yes," please list name, position, and dates of service:

Name	Position	Dates of Service
_____	_____	_____
_____	_____	_____
_____	_____	_____
_____	_____	_____

3. Are you or any managers, partners, or officers of your firm related by blood or marriage/domestic partnership to an employee of SCAG or member of the SCAG Regional Council that is considering your proposal?

YES NO

If "yes," please list name and the nature of the relationship:

Name	Relationship
_____	_____
_____	_____
_____	_____
_____	_____

4. Does an employee of SCAG or a member of the SCAG Regional Council hold a position at your firm as a director, officer, partner, trustee, employee, or any position of management?

YES NO

If "yes," please list name and the nature of the relationship:

Name	Relationship
_____	_____
_____	_____
_____	_____
_____	_____

5. Have you or any managers, partners, or officers of your firm ever given (directly or indirectly), or offered to give on behalf of another or through another person, campaign contributions or gifts to any current employee of SCAG or member of the SCAG Regional Council (including contributions to a political committee created by or on behalf of a member/candidate)?

YES NO

If "yes," please list name, date gift or contribution was given/offered, and dollar value:

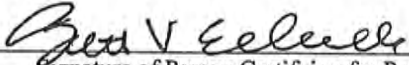
Name	Date	Dollar Value
_____	_____	_____
_____	_____	_____
_____	_____	_____
_____	_____	_____

SECTION III: VALIDATION STATEMENT

This Validation Statement must be completed and signed by at least one General Partner, Owner, Principal, or Officer authorized to legally commit the proposer.

DECLARATION

I, (printed full name) Scott Vincent Eckersall, hereby declare that I am the President of ECKERSALL, LLC and that I am duly authorized to execute this Validation Statement on behalf of this entity. I hereby state that this SCAG Conflict of Interest Form dated June 18, 2019 is correct and current as submitted. I acknowledge that any false, deceptive, or fraudulent statements on this Validation Statement will result in rejection of my contract proposal.


 Signature of Person Certifying for Proposer
 (original signature required)

6/18/2019
 Date

NOTICE

A material false statement, omission, or fraudulent inducement made in connection with this SCAG Conflict of Interest Form is sufficient cause for rejection of the contract proposal or revocation of a prior contract award.

This Page Intentionally Left Blank



The L.A. Grand Hotel Downtown, Olympic Room
333 S. Figueroa Street, Los Angeles, California 90071
December 5, 2019

To: Executive/Administration Committee (EAC)

EXECUTIVE DIRECTOR'S
APPROVAL

From: Basil Panas, Chief Financial Officer, 213-236-1817,
panas@scag.ca.gov

Subject: Contracts \$200,000 or Greater: 20-014-C01, Westside Mobility
Study Update

RECOMMENDED ACTION:

Recommend that the EAC, acting on behalf of the Regional Council in accordance with Article V, Section C, (3) (a) of the SCAG's Bylaws, approve Contract No. 20-014-C01 in an amount not to exceed \$317,369 with Fehr & Peers to provide a Westside Mobility Study to reflect current infrastructure improvements and future mobility trends, such as first/last mile connectivity, active transportation, and emerging mobility technologies.

STRATEGIC PLAN:

This item supports the following Strategic Plan Goal 1: Produce innovative solutions that improve the quality of life for Southern Californians.

EXECUTIVE SUMMARY:

On behalf of the West Side Cities Council of Governments (WSCCOG), SCAG is seeking a consultant to update the 2003 Westside Mobility Study to reflect current infrastructure improvements and future mobility trends, such as first/last mile connectivity, active transportation, and emerging mobility technologies. This update to the 2003 study, will also identify new interjurisdictional projects and investments that address issues for all transportation modes, as well as improve access to the Westside for disadvantaged communities to reduce greenhouse gas (GHG) emissions and promote social equity.

BACKGROUND:

Staff recommends executing the following contract \$200,000 or greater:

<u>Consultant/Contract #</u>	<u>Contract Purpose</u>	<u>Contract Amount</u>
Fehr & Peers (20-014-C01)	The consultant shall develop a Westside Mobility Study to reflect current infrastructure improvements and future mobility trends, such as first/last mile connectivity, active	\$317,369

OUR MISSION

To foster innovative regional solutions that improve the lives of Southern Californians through inclusive collaboration, visionary planning, regional advocacy, information sharing, and promoting best practices.

OUR VISION

Southern California's Catalyst for a Brighter Future

OUR CORE VALUES

Be Open | Lead by Example | Make an Impact | Be Courageous



transportation, and emerging mobility technologies.

FISCAL IMPACT:

Funding is available in the FY 2019-20 budget in Project Number 145-4818.01 (\$317,369).

ATTACHMENT(S):

1. Contract Summary 20-014-C01
2. Contract Summary 20-014-C01 COI

CONSULTANT CONTRACT 20-014-C01

Recommended Consultant:

Fehr & Peers

Background & Scope of Work:

The Westside Cities Council of Governments (WSCCOG) is a joint powers authority created by the cities of Beverly Hills, Culver City, Santa Monica, West Hollywood, the City of Los Angeles and the County of Los Angeles. The mission of the WSCCOG is to engage in regional and cooperative planning and coordination of government services and responsibilities to assist its member cities in the conduct of their affairs.

In 2003, the WSCCOG Board of Directors commissioned a Westside Mobility Study (Study) that supported an inter-jurisdictional approach to transportation planning and addresses issues of regional importance. The Study focused on practical short-term and longer-term transportation solutions, ranging from improved transit stops and improved arterial efficiency to construction of two regional rail lines, as well as funding considerations.

Consistent with the requirements of the Caltrans Planning Grant and Measure M that funds this project, the consultant shall update the 2003 Westside Mobility Study to reflect current transit related infrastructure improvements and future mobility trends, such as first/last mile connectivity, active transportation, and emerging mobility technologies. The update to the 2003 study shall also identify new inter-jurisdictional projects and investments that address issues for all transportation modes, as well as improve access to the Westside for disadvantaged communities to reduce greenhouse gas (GHG) emissions and promote social equity.

The consultant shall also assist the WSCCOG in developing its Multi-Year Subregional Program (MSP) 5-Year Plan for its Active Transportation/1st and Last Mile Connections Program under the Measure M expenditure plan.

Project's Benefits & Key Deliverables:

The project's benefits and key deliverables include, but are not limited to:

- Existing Conditions Analysis;
- Bicycle Infrastructure Priority Corridors Analysis;
- Identifying Mobility Centers and Needs Analysis;
- Final Report – Westside Mobility Study Update; and
- Developing WSCCOG's Multi-Year Subregional Program (MSP) 5-year Plan

Strategic Plan:

This item supports SCAG's Strategic Plan Goal 1: Produce innovative solutions that improve the quality of life for Southern Californians.

Contract Amount:

Total not to exceed	\$317,369
Fehr & Peers (prime consultant)	\$249,670
STV, Inc. (subconsultant)	\$41,961
Arellano Associates (subconsultant)	\$25,738

Note: Fehr & Peers originally proposed \$320,650, but staff negotiated the price down to \$317,369 without reducing the scope of work.

Attachment: Contract Summary 20-014-C01 (Contracts \$200,000 or Greater: 20-014-C01, Westside Mobility Study Update)

Contract Period: Notice to Proceed through June 30, 2022

Project Number(s): 145-4818C.01 \$222,380
145-4818R1.01 \$94,989

Funding source(s): Consolidated Planning Grant (CPG) – Federal Transit Administration (FTA 5304) and Measure M Funds.

Funding of \$297,380 is available in the FY 2019-20 budget, and the remaining \$19,989 is expected to be available in the FY 2020-21 and FY 2021-22 budgets in Project Number 145-4818R1.01, subject to budget availability.

Request for Proposal (RFP): SCAG staff notified 2,512 firms of the release of RFP 20-014 via SCAG’s Solicitation Management System website. A total of 51 firms downloaded the RFP. SCAG received the following two (2) proposals in response to the solicitation:

Fehr & Peers (2 subconsultants)	\$320,650
KOA (2 subconsultants)	\$387,465

Selection Process: The Proposal Review Committee (PRC) evaluated each proposal in accordance with the criteria set forth in the RFP, and conducted the selection process in a manner consistent with all applicable federal and state contracting regulations. After evaluating the proposals, the PRC did not conduct interviews because the proposals contained sufficient information on which to base a contract award.

The PRC consisted of the following individuals:

- Marco Anderson, SCAG Project Manager
- Winnie Fong, Project Director, Westside Cities Council of Governments
- Francie Stefan, Acting Chief Mobility Office, City of Santa Monica
- Jane Chan, Management Analyst, City of Culver City
- Bob Cheung, Senior Transportation Planner, City of West Hollywood
- Linda Taira, Smart Mobility/Complete Streets Senior, Caltrans District 7

Basis for Selection: The PRC recommended Fehr & Peers for the contract award because the consultant:

- Demonstrated the best understanding of the project, specifically by providing the most detailed and thorough description of tasks to be performed to meet the project objectives. Additionally the selected team identified the most detailed description of the data that will be required to conduct the multi-mobility analysis;
- Provided the best technical approach, for example the selected team described how they will address all transportation modes in the study area including but not limited to transit, active transportation, micro-mobility (scooters and e-bikes) and automobile travel;
- Has the most relevant work experience on projects of similar size and scope. The selected consultant provided the most relevant qualifications that included both general mobility studies as well as project based transportation impact studies; and
- Proposed the lowest price.

**Conflict Of Interest (COI) Form - Attachment
For December 5, 2019 Special Executive Administration Committee Approval**

Approve Contract No. 20-014-C01 in an amount not to exceed \$317,369 with Fehr & Peers to provide a Westside Mobility Study to reflect current infrastructure improvements and future mobility trends, such as first/last mile connectivity, active transportation, and emerging mobility technologies.

The consultant team for this contract includes:

Consultant Name	Did the consultant disclose a conflict in the Conflict of Interest Form they submitted with its original proposal (Yes or No)?
Fehr & Peers (prime consultant)	No - form attached
Arellano Associates (subconsultant)	No - form attached
STV, Inc. (subconsultant)	No - form attached

Attachment: Contract Summary 20-014-C01 (Contracts \$200,000 or Greater: 20-014-C01, Westside Mobility Study Update)

SCAG CONFLICT OF INTEREST FORM

RFP 20-014

SECTION I: INSTRUCTIONS

All persons or firms seeking contracts must complete and submit a SCAG Conflict of Interest Form along with the proposal. This requirement also applies to any proposed subconsultant(s). Failure to comply with this requirement may cause your proposal to be declared non-responsive.

In order to answer the questions contained in this form, please review SCAG’s Conflict of Interest Policy, the list of SCAG employees, and the list of SCAG’s Regional Council members. All three documents can be viewed online at www.scag.ca.gov. The SCAG Conflict of Interest Policy is located under “OPPORTUNITIES”, then “Doing Business with SCAG” and scroll down under the “CONTRACTS” tab; whereas the SCAG staff may be found under “ABOUT” then “Employee Directory”; and Regional Council members can be found under “ABOUT”, then scroll down to “ELECTED OFFICIALS” on the left side of the page and click on “See the list of SCAG representative and their Districts.”

Any questions regarding the information required to be disclosed in this form should be directed to SCAG’s Deputy Legal Counsel, especially if you answer “yes” to any question in this form, as doing so MAY also disqualify your firm from submitting an offer on this proposal

Name of Firm: Fehr & Peers
Name of Preparer: Michael Kennedy
Project Title: Westside Mobility Study Update
RFP Number: 20-014 **Date Submitted:** 11/11/2019

SECTION II: QUESTIONS

1. During the last twelve (12) months, has your firm provided a source of income to employees of SCAG or members of the SCAG Regional Council, or have any employees or Regional Council members held any investment (including real property) in your firm?

YES NO

If “yes,” please list the names of those SCAG employees and/or SCAG Regional Council members and the nature of the financial interest:

Name	Nature of Financial Interest
_____	_____
_____	_____
_____	_____
_____	_____

Attachment: Contract Summary 20-014-C01 COI (Contracts \$200,000 or Greater: 20-014-C01, Westside Mobility Study Update)

2. Have you or any members of your firm been an employee of SCAG or served as a member of the SCAG Regional Council within the last twelve (12) months?

YES NO

If "yes," please list name, position, and dates of service:

Name	Position	Dates of Service
_____	_____	_____
_____	_____	_____
_____	_____	_____
_____	_____	_____

3. Are you or any managers, partners, or officers of your firm related by blood or marriage/domestic partnership to an employee of SCAG or member of the SCAG Regional Council that is considering your proposal?

YES NO

If "yes," please list name and the nature of the relationship:

Name	Relationship
_____	_____
_____	_____
_____	_____
_____	_____

4. Does an employee of SCAG or a member of the SCAG Regional Council hold a position at your firm as a director, officer, partner, trustee, employee, or any position of management?

YES NO

If "yes," please list name and the nature of the relationship:

Name	Relationship
_____	_____
_____	_____
_____	_____
_____	_____

5. Have you or any managers, partners, or officers of your firm ever given (directly or indirectly), or offered to give on behalf of another or through another person, campaign contributions or gifts to any current employee of SCAG or member of the SCAG Regional Council (including contributions to a political committee created by or on behalf of a member/candidate)?

YES NO

If "yes," please list name, date gift or contribution was given/offered, and dollar value:

Name	Date	Dollar Value
_____	_____	_____
_____	_____	_____
_____	_____	_____

SECTION III: VALIDATION STATEMENT

This Validation Statement must be completed and signed by at least one General Partner, Owner, Principal, or Officer authorized to legally commit the proposer.

DECLARATION

I, (printed full name) Michael Kennedy, hereby declare that I am the (position or title) Principal of (firm name) Fehr & Peers, and that I am duly authorized to execute this Validation Statement on behalf of this entity. I hereby state that this SCAG Conflict of Interest Form dated 11/11/2019 is correct and current as submitted. I acknowledge that any false, deceptive, or fraudulent statements on this Validation Statement will result in rejection of my contract proposal.



11/11/2019

Signature of Person Certifying for Proposer
(original signature required)

Date

NOTICE

A material false statement, omission, or fraudulent inducement made in connection with this SCAG Conflict of Interest Form is sufficient cause for rejection of the contract proposal or revocation of a prior contract award.

SCAG CONFLICT OF INTEREST FORM

RFP 20-014

SECTION I: INSTRUCTIONS

All persons or firms seeking contracts must complete and submit a SCAG Conflict of Interest Form along with the proposal. This requirement also applies to any proposed subconsultant(s). Failure to comply with this requirement may cause your proposal to be declared non-responsive.

In order to answer the questions contained in this form, please review SCAG’s Conflict of Interest Policy, the list of SCAG employees, and the list of SCAG’s Regional Council members. All three documents can be viewed online at www.scag.ca.gov. The SCAG Conflict of Interest Policy is located under “OPPORTUNITIES”, then “Doing Business with SCAG” and scroll down under the “CONTRACTS” tab; whereas the SCAG staff may be found under “ABOUT” then “Employee Directory”; and Regional Council members can be found under “ABOUT”, then scroll down to “ELECTED OFFICIALS” on the left side of the page and click on “See the list of SCAG representative and their Districts.”

Any questions regarding the information required to be disclosed in this form should be directed to SCAG’s Deputy Legal Counsel, especially if you answer “yes” to any question in this form, as doing so MAY also disqualify your firm from submitting an offer on this proposal

Name of Firm: STV Incorporated

Name of Preparer: David L. Borger, P.E.

Project Title: Westside Mobility Study Update

RFP Number: 20-014 Date Submitted: September 30, 2019

SECTION II: QUESTIONS

1. During the last twelve (12) months, has your firm provided a source of income to employees of SCAG or members of the SCAG Regional Council, or have any employees or Regional Council members held any investment (including real property) in your firm?

YES NO

If “yes,” please list the names of those SCAG employees and/or SCAG Regional Council members and the nature of the financial interest:

Name	Nature of Financial Interest
<u>Not Applicable</u>	
_____	_____
_____	_____
_____	_____

Attachment: Contract Summary 20-014-C01 COI (Contracts \$200,000 or Greater: 20-014-C01, Westside Mobility Study Update)

2. Have you or any members of your firm been an employee of SCAG or served as a member of the SCAG Regional Council within the last twelve (12) months?

YES NO

If "yes," please list name, position, and dates of service:

Name	Position	Dates of Service
Not Applicable		

3. Are you or any managers, partners, or officers of your firm related by blood or marriage/domestic partnership to an employee of SCAG or member of the SCAG Regional Council that is considering your proposal?

YES NO

If "yes," please list name and the nature of the relationship:

Name	Relationship
Not Applicable	

4. Does an employee of SCAG or a member of the SCAG Regional Council hold a position at your firm as a director, officer, partner, trustee, employee, or any position of management?

YES NO

If "yes," please list name and the nature of the relationship:

Name	Relationship
Not Applicable	

5. Have you or any managers, partners, or officers of your firm ever given (directly or indirectly), or offered to give on behalf of another or through another person, campaign contributions or gifts to any current employee of SCAG or member of the SCAG Regional Council (including contributions to a political committee created by or on behalf of a member/candidate)?

YES NO

If "yes," please list name, date gift or contribution was given/offered, and dollar value:

Name	Date	Dollar Value
Not Applicable		

SECTION III: VALIDATION STATEMENT

This Validation Statement must be completed and signed by at least one General Partner, Owner, Principal, or Officer authorized to legally commit the proposer.

DECLARATION

I, (printed full name) David L. Borger, P.E., hereby declare that I am the (position or title) Senior Vice President of (firm name) STV Incorporated, and that I am duly authorized to execute this Validation Statement on behalf of this entity. I hereby state that this SCAG Conflict of Interest Form dated September 27, 2019 is correct and current as submitted. I acknowledge that any false, deceptive, or fraudulent statements on this Validation Statement will result in rejection of my contract proposal.



September 27, 2019

Signature of Person Certifying for Proposer
(original signature required)

Date

David L. Borger, P.E., Senior Vice President

NOTICE

A material false statement, omission, or fraudulent inducement made in connection with this SCAG Conflict of Interest Form is sufficient cause for rejection of the contract proposal or revocation of a prior contract award.

SCAG CONFLICT OF INTEREST FORM

RFP 20-014

SECTION I: INSTRUCTIONS

All persons or firms seeking contracts must complete and submit a SCAG Conflict of Interest Form along with the proposal. This requirement also applies to any proposed subconsultant(s). Failure to comply with this requirement may cause your proposal to be declared non-responsive.

In order to answer the questions contained in this form, please review SCAG's Conflict of Interest Policy, the list of SCAG employees, and the list of SCAG's Regional Council members. All three documents can be viewed online at www.scag.ca.gov. The SCAG Conflict of Interest Policy is located under "OPPORTUNITIES", then "Doing Business with SCAG" and scroll down under the "CONTRACTS" tab; whereas the SCAG staff may be found under "ABOUT" then "Employee Directory"; and Regional Council members can be found under "ABOUT", then scroll down to "ELECTED OFFICIALS" on the left side of the page and click on "See the list of SCAG representative and their Districts."

Any questions regarding the information required to be disclosed in this form should be directed to SCAG's Deputy Legal Counsel, especially if you answer "yes" to any question in this form, as doing so MAY also disqualify your firm from submitting an offer on this proposal

Name of Firm: Arellano Associates

Name of Preparer: Genoveva L. Arellano

Project Title: Westside Mobility Study Update

RFP Number: 20-014 Date Submitted: _____

SECTION II: QUESTIONS

1. During the last twelve (12) months, has your firm provided a source of income to employees of SCAG or members of the SCAG Regional Council, or have any employees or Regional Council members held any investment (including real property) in your firm?

YES NO

If "yes," please list the names of those SCAG employees and/or SCAG Regional Council members and the nature of the financial interest:

Name	Nature of Financial Interest
_____	_____
_____	_____
_____	_____
_____	_____

Attachment: Contract Summary 20-014-C01 COI (Contracts \$200,000 or Greater: 20-014-C01, Westside Mobility Study Update)

2. Have you or any members of your firm been an employee of SCAG or served as a member of the SCAG Regional Council within the last twelve (12) months?

YES NO

If "yes," please list name, position, and dates of service:

Name	Position	Dates of Service
_____	_____	_____
_____	_____	_____
_____	_____	_____
_____	_____	_____

3. Are you or any managers, partners, or officers of your firm related by blood or marriage/domestic partnership to an employee of SCAG or member of the SCAG Regional Council that is considering your proposal?

YES NO

If "yes," please list name and the nature of the relationship:

Name	Relationship
_____	_____
_____	_____
_____	_____
_____	_____

4. Does an employee of SCAG or a member of the SCAG Regional Council hold a position at your firm as a director, officer, partner, trustee, employee, or any position of management?

YES NO

If "yes," please list name and the nature of the relationship:

Name	Relationship
_____	_____
_____	_____
_____	_____
_____	_____

5. Have you or any managers, partners, or officers of your firm ever given (directly or indirectly), or offered to give on behalf of another or through another person, campaign contributions or gifts to any current employee of SCAG or member of the SCAG Regional Council (including contributions to a political committee created by or on behalf of a member/candidate)?

YES NO

If "yes," please list name, date gift or contribution was given/offered, and dollar value:

Name	Date	Dollar Value
_____	_____	_____
_____	_____	_____
_____	_____	_____

SECTION III: VALIDATION STATEMENT

This Validation Statement must be completed and signed by at least one General Partner, Owner, Principal, or Officer authorized to legally commit the proposer.

DECLARATION

I, (printed full name) Genoveva L. Arellano, hereby declare that I am the (position or title) Principal of (firm name) Arellano Associates, and that I am duly authorized to execute this Validation Statement on behalf of this entity. I hereby state that this SCAG Conflict of Interest Form dated 09/27/19 is correct and current as submitted. I acknowledge that any false, deceptive, or fraudulent statements on this Validation Statement will result in rejection of my contract proposal.



 _____ 09/27/19

 Signature of Person Certifying for Proposer Date

 (original signature required)

NOTICE

A material false statement, omission, or fraudulent inducement made in connection with this SCAG Conflict of Interest Form is sufficient cause for rejection of the contract proposal or revocation of a prior contract award.



The L.A. Grand Hotel Downtown, Olympic Room
333 S. Figueroa Street, Los Angeles, California 90071
December 5, 2019

To: Executive/Administration Committee (EAC)

EXECUTIVE DIRECTOR'S
APPROVAL

From: Basil Panas, Chief Financial Officer, 213-236-1817,
panas@scag.ca.gov

Subject: Contracts \$200,000 or Greater: 20-015-C01, Beverly Hills and
Hermosa Beach Bicycle and Pedestrian Safety and
Encouragement Program

RECOMMENDED ACTION:

Approve Contract No. 20-015-C01 in an amount not to exceed \$330,044 with Alta Planning + Design, Inc. to develop and implement bicycle and pedestrian safety, education and encouragement campaigns for the cities of Beverly Hills and Hermosa Beach by leading project management, marketing, programming, coordination, program design and evaluation.

STRATEGIC PLAN:

This item supports the following Strategic Plan Goal 1: Produce innovative solutions that improve the quality of life for Southern Californians.

EXECUTIVE SUMMARY:

This project aims to encourage people living, working and visiting the two cities (Beverly Hills and Hermosa Beach) to use active transportation to get where they need to go. While the campaigns and events are designed with each specific city in mind, the overall goal is to increase the number of people choosing active transportation thus aligning with SCAG's regional goals of reducing vehicle miles traveled and greenhouse gas emissions.

STRATEGIC PLAN:

This item supports SCAG's Strategic Plan Goal 1: Produce innovative solutions that improve the quality of life for Southern Californians.

BACKGROUND:

Staff recommends executing the following contract \$200,000 or greater:

<u>Consultant/Contract #</u>	<u>Contract Purpose</u>	<u>Contract Amount</u>
Alta Planning + Design, Inc. (20-015-C01)	The consultant shall develop and implement education and encouragement campaigns for the cities of Beverly Hills and Hermosa Beach.	\$330,044

OUR MISSION

To foster innovative regional solutions that improve the lives of Southern Californians through inclusive collaboration, visionary planning, regional advocacy, information sharing, and promoting best practices.

OUR VISION

Southern California's Catalyst for a Brighter Future

OUR CORE VALUES

Be Open | Lead by Example | Make an Impact | Be Courageous



FISCAL IMPACT:

Funding of \$330,044 is available in the FY 2019-20 budget in Project Number 225.4838.01.

ATTACHMENT(S):

1. Contract Summary 20-015-C01
2. Contract Summary 20-015-C01 COI

CONSULTANT CONTRACT 20-015-C01

**Recommended
Consultant:**

Alta Planning + Design, Inc. (Alta Planning)

**Background &
Scope of Work:**

Consistent with the requirements of the California Active Transportation Program (ATP) grant that funds this project, the consultant shall develop and implement bicycle and pedestrian safety, education and encouragement campaigns “project” for the cities of Beverly Hills and Hermosa Beach by leading project management, marketing, programming, coordination, program design and evaluation.

This project aims to encourage people living, working and visiting the two cities to use active transportation to get where they need to go. While the campaigns and events are designed with each specific city in mind, the overall goal is to increase the number of people choosing active transportation thus aligning with regional goals of reducing vehicle miles traveled and greenhouse gas emissions.

The City of Beverly Hills has made strides towards creating a safer and more comfortable network of walking and bicycling routes, including construction of Class II and III bikeways, development of a Bike Rack-on-Request Program and a City bike share program with more than 50 smart bikes and 10 stations throughout the City. Although the City has well-maintained, tree-lined, ADA-compliant sidewalks that are conducive to walking, the City continues to improve its sidewalks with street furniture, artwork and other infrastructure. The City has developed a pedestrian crosswalk policy as part of the Complete Streets Plan to guide future pedestrian infrastructure. Through the proposed educational campaign and bike training classes, the City's goal is to improve access to walking and biking in the City, and encourage people to select alternative transit modes instead of single vehicle trips. Additionally, this project will complement the City's Complete Streets Plan and First Last Mile projects.

In recent years, the City of Hermosa Beach capitalized on the community's interest and support for active transportation initiatives by adopting policies such as the South Bay Bicycle Master Plan, Mobility Element, Living Streets Policy, and Bicycle Mini Corral Plan. Due to the prevalence of schools, public parks, and commercial businesses, the Bicycle Master Plan, adopted in 2011, included the designation of Prospect Ave as a proposed bicycle friendly street. Prospect Avenue includes two elementary schools (one public, one private) and connects to the two high schools located just outside of the city. In 2016, as part of the Mobility Element Update, the City collaborated with the School District to update the Safe Routes to School program. In addition to updating the route maps and identifying current gaps, this collaboration included a survey of school families to understand walk/bike to school patterns, barriers to greater rates of walking/biking, and interest in future walk and bike to school programs.

Implementation of this project would allow the City to test and evaluate the various traffic calming and bicycle enhancements proposed in the Bicycle Master Plan and the Safe Routes to School Program along this corridor. The potential solutions identified in these plans included: intersection crossing markings, bicycle detection at signals, curb extensions, high visibility crosswalks, traffic circles, increased landscaping, and additional street markings.

Project’s Benefits & Key Deliverables: The project’s benefits and key deliverables include, but are not limited to:

- Providing support and understanding of active transportation modes as safe, comfortable, and convenient means of transportation;
- Incorporating existing plans and policies in each city into at least five (5) different concepts/treatments implemented;
- Conducting Public Outreach and Communications Plan for use across each city;
- Providing walk and bike audits, including maps, checklists, data, recommendations and outcomes;
- Providing Site and Event Planning, Final Site Plan, Event implementation in each city; and
- Developing Evaluation Summary and Final Report that will set up both cities for success in gaining funding and/or community support for implementation of future active transportation programs and projects.

Strategic Plan: This item supports SCAG’s Strategic Plan Goal No. 1: Produce innovative solutions that improve the quality of life for Southern Californians.

Contract Amount:	Total not to exceed	\$330,044
	Alta Planning (prime consultant)	\$219,975
	The Streets Plans Collaborative, Inc. (subconsultant)	\$110,069

Note: Alta Planning originally proposed \$363,268, but staff negotiated the price down to \$330,044 without reducing the scope of work.

Contract Period: Notice to Proceed through June 30, 2021

Project Number(s):	225-4838X2.01	\$301,844
	225-4838R2.01	\$28,200

Funding source(s): FY19 Active Transportation (ATP) Safety and Encouragement Campaign (Phase 2) and Beverly Hills Cash Match

Funding of \$162,150 is available in the FY 2019-20 budget, and the remaining \$167,894 is expected to be available in the FY 2020-21 budget in Project Number 225-4838.01, subject to budget availability.

Request for Proposal (RFP): SCAG staff notified 2,285 firms of the release of RFP 20-015 via SCAG’s Solicitation Management System website. A total of 42 firms downloaded the RFP. SCAG received the following two (2) proposals in response to the solicitation:

Alta Planning + Design, Inc. (1 subconsultant)	\$363,268
IBI Group (2 subconsultants)	\$319,998

Selection Process: The Proposal Review Committee (PRC) evaluated each proposal in accordance with the criteria set forth in the RFP, and conducted the selection process in a manner consistent with all applicable federal and state contracting regulations. After evaluating the proposals, the PRC interviewed the two (2) offerors.

The PRC consisted of the following individuals:

Hannah Keyes, Associate Regional Planner, SCAG Project Manager
Leeanne Singleton, Environmental Analyst, City of Hermosa Beach
Christian Vasquez, Transportation Planning Analyst, City of Beverly Hills
Jessie Holzer, Transportation Planner, City of Beverly Hills

Basis for Selection:

The PRC recommended Alta Planning for the contract award because the consultant:

- Demonstrated the best understanding of the project, specifically, their familiarity with the two project areas, and the pop-up demonstration project type overall. The Alta team and their sub-consultant, Street Plans, came prepared to the interview with a deep knowledge of local plans, priorities and challenges that showed they had spent considerable time developing their proposal and preparing for the interview;
- Provided the best technical approach, for example, they proposed two project managers, one per city, who would work closely together to identify opportunity to leverage the two efforts while tailoring each project to the specific city. Along with this, the consultant described a very clear communication plan and determination of project roles between Alta (Prime) and Street Plans (Sub); and
- Provided the best overall value for the level of effort proposed. While the overall proposed budget is higher than the other proposer, the cost per hour is significantly lower. This means that significantly more time will be dedicated to this project at a better per-hour value.

Although one other firm proposed a lower price, the PRC did not recommend this firm for contract award because this firm:

- Did not clearly demonstrate a sufficient level of effort, primarily in the form of staff hours, to satisfactorily complete the tasks in the Scope of Work. Specifically, hours dedicated to Project Management (Task 1) were significantly lower than would be expected based on the project timeline;
- Did not demonstrate the same level of creativity and innovation within their proposed technical approach. The proposal and presentation focused more on previous project experience than on tailoring the approach to the specific project and needs and potential challenges in the project cities; and
- Did not demonstrate the level of familiarity and breadth of experience with the project areas and project type as did the selected consultant.

**Conflict Of Interest (COI) Form - Attachment
For December 5, 2019 Special Executive Administration Committee Approval**

Approve Contract No. 20-015-C01 in an amount not to exceed \$330,044 with Alta Planning + Design, Inc. to develop and implement bicycle and pedestrian safety, education and encouragement campaigns for the cities of Beverly Hills and Hermosa Beach by leading project management, marketing, programming, coordination, program design and evaluation.

The consultant team for this contract includes:

Consultant Name	Did the consultant disclose a conflict in the Conflict of Interest Form they submitted with its original proposal
Alta Planning + Design, Inc. (prime consultant)	No - form attached
The Streets Plans Collaborative, Inc. (sub consultant)	No - form attached

SCAG CONFLICT OF INTEREST FORM

RFP No. 20-015

SECTION I: INSTRUCTIONS

All persons or firms seeking contracts must complete and submit a SCAG Conflict of Interest Form along with the proposal. This requirement also applies to any proposed subconsultant(s). Failure to comply with this requirement may cause your proposal to be declared non-responsive.

In order to answer the questions contained in this form, please review SCAG's Conflict of Interest Policy, the list of SCAG employees, and the list of SCAG's Regional Council members. All three documents can be viewed online at www.scag.ca.gov. The SCAG Conflict of Interest Policy is located under "OPPORTUNITIES", then "Doing Business with SCAG" and scroll down under the "CONTRACTS" tab; whereas the SCAG staff may be found under "ABOUT" then "Employee Directory"; and Regional Council members can be found under "ABOUT", then scroll down to "ELECTED OFFICIALS" on the left side of the page and click on "See the list of SCAG representative and their Districts."

Any questions regarding the information required to be disclosed in this form should be directed to SCAG's Deputy Legal Counsel, especially if you answer "yes" to any question in this form, as doing so MAY also disqualify your firm from submitting an offer on this proposal

Name of Firm: Alta Planning + Design, Inc.

Name of Preparer: Greg Maher, Vice President

Project Title: Beverly Hills and Hermosa Beach Bicycle and Pedestrian Safety and Encouragement Program

RFP Number: 20-015 **Date Submitted:** 10/11/2019

SECTION II: QUESTIONS

1. During the last twelve (12) months, has your firm provided a source of income to employees of SCAG or members of the SCAG Regional Council, or have any employees or Regional Council members held any investment (including real property) in your firm?

YES NO

If "yes," please list the names of those SCAG employees and/or SCAG Regional Council members and the nature of the financial interest:

Name	Nature of Financial Interest
<hr/>	<hr/>
<hr/>	<hr/>
<hr/>	<hr/>

2. Have you or any members of your firm been an employee of SCAG or served as a member of the SCAG Regional Council within the last twelve (12) months?

YES NO

If "yes," please list name, position, and dates of service:

Name	Position	Dates of Service
_____	_____	_____
_____	_____	_____
_____	_____	_____
_____	_____	_____

3. Are you or any managers, partners, or officers of your firm related by blood or marriage/domestic partnership to an employee of SCAG or member of the SCAG Regional Council that is considering your proposal?

YES NO

If "yes," please list name and the nature of the relationship:

Name	Relationship
_____	_____
_____	_____
_____	_____
_____	_____

4. Does an employee of SCAG or a member of the SCAG Regional Council hold a position at your firm as a director, officer, partner, trustee, employee, or any position of management?

YES NO

If "yes," please list name and the nature of the relationship:

Name	Relationship
_____	_____
_____	_____
_____	_____
_____	_____

5. Have you or any managers, partners, or officers of your firm ever given (directly or indirectly), or offered to give on behalf of another or through another person, campaign contributions or gifts to any current employee of SCAG or member of the SCAG Regional Council (including contributions to a political committee created by or on behalf of a member/candidate)?

YES NO

If "yes," please list name, date gift or contribution was given/offered, and dollar value:


Name	Date	Dollar Value
_____	_____	_____
_____	_____	_____
_____	_____	_____
_____	_____	_____

SECTION III: VALIDATION STATEMENT

This Validation Statement must be completed and signed by at least one General Partner, Owner, Principal, or Officer authorized to legally commit the proposer.

DECLARATION

I, (printed full name) Greg Maher, hereby declare that I am the (position or title) Vice President of (firm name) Alta Planning + Design, Inc., and that I am duly authorized to execute this Validation Statement on behalf of this entity. I hereby state that this SCAG Conflict of Interest Form dated 10/9/2019 is correct and current as submitted. I acknowledge that any false, deceptive, or fraudulent statements on this Validation Statement will result in rejection of my contract proposal.



 _____ 10/9/2019

 Signature of Person Certifying for Proposer Date

 (original signature required)

NOTICE

A material false statement, omission, or fraudulent inducement made in connection with this SCAG Conflict of Interest Form is sufficient cause for rejection of the contract proposal or revocation of a prior contract award.

SCAG CONFLICT OF INTEREST FORM

RFP No. 20-015

SECTION I: INSTRUCTIONS

All persons or firms seeking contracts must complete and submit a SCAG Conflict of Interest Form along with the proposal. This requirement also applies to any proposed subconsultant(s). Failure to comply with this requirement may cause your proposal to be declared non-responsive.

In order to answer the questions contained in this form, please review SCAG's Conflict of Interest Policy, the list of SCAG employees, and the list of SCAG's Regional Council members. All three documents can be viewed online at www.scag.ca.gov. The SCAG Conflict of Interest Policy is located under "OPPORTUNITIES", then "Doing Business with SCAG" and scroll down under the "CONTRACTS" tab; whereas the SCAG staff may be found under "ABOUT" then "Employee Directory"; and Regional Council members can be found under "ABOUT", then scroll down to "ELECTED OFFICIALS" on the left side of the page and click on "See the list of SCAG representative and their Districts."

Any questions regarding the information required to be disclosed in this form should be directed to SCAG's Deputy Legal Counsel, especially if you answer "yes" to any question in this form, as doing so MAY also disqualify your firm from submitting an offer on this proposal

Name of Firm: Street Plans
Name of Preparer: Anthony Garcia
Project Title: Principal
RFP Number: 20-015 Date Submitted: 9/24/19

SECTION II: QUESTIONS

1. During the last twelve (12) months, has your firm provided a source of income to employees of SCAG or members of the SCAG Regional Council, or have any employees or Regional Council members held any investment (including real property) in your firm?

YES NO

If "yes," please list the names of those SCAG employees and/or SCAG Regional Council members and the nature of the financial interest:

Name	Nature of Financial Interest
_____	_____
_____	_____
_____	_____

2. Have you or any members of your firm been an employee of SCAG or served as a member of the SCAG Regional Council within the last twelve (12) months?

YES NO

If "yes," please list name, position, and dates of service:

Name	Position	Dates of Service
_____	_____	_____
_____	_____	_____
_____	_____	_____

3. Are you or any managers, partners, or officers of your firm related by blood or marriage/domestic partnership to an employee of SCAG or member of the SCAG Regional Council that is considering your proposal?

YES NO

If "yes," please list name and the nature of the relationship:

Name	Relationship
_____	_____
_____	_____
_____	_____

4. Does an employee of SCAG or a member of the SCAG Regional Council hold a position at your firm as a director, officer, partner, trustee, employee, or any position of management?

YES NO

If "yes," please list name and the nature of the relationship:

Name	Relationship
_____	_____
_____	_____
_____	_____

5. Have you or any managers, partners, or officers of your firm ever given (directly or indirectly), or offered to give on behalf of another or through another person, campaign contributions or gifts to any current employee of SCAG or member of the SCAG Regional Council (including contributions to a political committee created by or on behalf of a member/candidate)?

YES NO

If "yes," please list name, date gift or contribution was given/offered, and dollar value:


Name	Date	Dollar Value
_____	_____	_____
_____	_____	_____
_____	_____	_____

SECTION III: VALIDATION STATEMENT

This Validation Statement must be completed and signed by at least one General Partner, Owner, Principal, or Officer authorized to legally commit the proposer.

DECLARATION

I, (printed full name) Anthony Garcia, hereby declare that I am the (position or title) Principal of (firm name) Street plans, and that I am duly authorized to execute this Validation Statement on behalf of this entity. I hereby state that this SCAG Conflict of Interest Form dated 9/24/19 is correct and current as submitted. I acknowledge that any false, deceptive, or fraudulent statements on this Validation Statement will result in rejection of my contract proposal.


9/24/19

 Signature of Person Certifying for Proposer (original signature required) Date

NOTICE

A material false statement, omission, or fraudulent inducement made in connection with this SCAG Conflict of Interest Form is sufficient cause for rejection of the contract proposal or revocation of a prior contract award.



The L.A. Grand Hotel Downtown, Olympic Room
333 S. Figueroa Street, Los Angeles, California 90071
December 5, 2019

To: Executive/Administration Committee (EAC)

EXECUTIVE DIRECTOR'S
APPROVAL

From: Basil Panas, Chief Financial Officer, 213-236-1817,
panas@scag.ca.gov

Subject: Resolution No. 19-617-1 Approving Amendment 2 to the FY
2019-20 Overall Work Program (OWP)

RECOMMENDED ACTION:

Acting on behalf of the Regional Council in accordance with Article V, Section C, (3) (a) of the SCAG Bylaws, adopt Resolution No. 19-617-1 approving Amendment 2 to the FY 2019-20 Overall Work Program (OWP) and authorize the Executive Director, or his designee, to submit the necessary documentation to the California Department of Transportation (Caltrans).

STRATEGIC PLAN:

This item supports the following Strategic Plan Goal 7: Secure funding to support agency priorities to effectively and efficiently deliver work products.

EXECUTIVE SUMMARY:

Staff recommends that the EAC, acting on behalf of the RC, approve a second amendment to the FY20 OWP in the amount of \$1.8 million, increasing the budget from \$82.8 million to \$84.6 million. Amendment 2 is a formal amendment that includes: programming unexpended Consolidated Planning Grant (CPG) funds and Transportation Development Act (TDA) funds for ongoing regional transportation projects; programming unexpended SB 1 Sustainable Communities Formula and Competitive Grant funds; adjusting other state and federal grant balances; and adjusting staff time allocations in various OWP projects.

BACKGROUND:

On October 3, 2019 the RC approved Amendment 1 to the FY20 OWP FY20 in the amount of \$3.6 million, increasing the budget from \$79.2 million to \$82.8 million. In October 2019, Caltrans issued a reconciliation letter to confirm unexpended totals of \$12.9 million in CPG funds and \$11.4 million in State Transportation Planning Grant funds, including SB 1 Sustainable Communities Grants, at the end of fiscal year 2018-19. The FY20 OWP budget adopted in May 2019 included carryover estimates for CPG funds of \$8.6 million and carryover estimates for State Transportation Planning Grants. This amendment includes adjustments to account for the actual grant balances certified by Caltrans.

OUR MISSION

To foster innovative regional solutions that improve the lives of Southern Californians through inclusive collaboration, visionary planning, regional advocacy, information sharing, and promoting best practices.

OUR VISION

Southern California's Catalyst for a Brighter Future

OUR CORE VALUES

Be Open | Lead by Example | Make an Impact | Be Courageous

DISCUSSION:

Staff recommends that the EAC approve Amendment 2 to the FY20 OWP in the amount of \$1.8 million, increasing the budget from \$82.8 million to \$84.6 million.

Table 1 shows revenue increases of \$1.8 million for the adjustments to federal and state transportation planning grants and the local funds supporting the grants. Attachment 2 includes a list of budget changes.

OWP REVENUES	Amend#1	Amend#2	Change
FHWA PL	\$ 23,169,366	\$ 22,936,539	\$ (232,827)
FTA 5303	\$ 14,855,692	\$ 15,055,309	\$ 199,617
FEDERAL OTHER	\$ 5,421,356	\$ 5,916,960	\$ 495,604
SB 1 FORMULA GRANT	\$ 12,730,939	\$ 13,508,828	\$ 777,889
SB 1 COMPETITIVE GRANT	\$ 245,654	\$ 271,544	\$ 25,890
SB 1 ADAPTATION GRANT	\$ 531,122	\$ 804,605	\$ 273,483
SHA COMPETITIVE GRANT	\$ 993,617	\$ 993,617	\$ -
STATE OTHER	\$ 8,392,382	\$ 8,406,097	\$ 13,715
TDA	\$ 9,777,761	\$ 9,954,605	\$ 176,844
CASH/LOCAL OTHER	\$ 2,790,815	\$ 2,897,723	\$ 106,908
IN-KIND COMMITMENTS	\$ 3,838,646	\$ 3,810,508	\$ (28,138)
TOTAL	\$ 82,747,350	\$ 84,556,335	\$ 1,808,985

Table 2 shows the proposed changes to expenditure categories:

- 1) \$0.4 million increase for staff resources to support transportation planning grants and adjustments in staff time allocations in various OWP projects.
- 2) \$0.2 million decrease for consultant budget redirected to staff resources.
- 3) \$50,521 increase for local funds to support the grants.
- 4) \$28,138 decrease for in-kind commitments to support the grants.
- 5) \$1.6 million increase for other costs to support the grants.

Table 2. FY 2019-20 OWP Expenditures			
OWP EXPENDITURES	Amend#1	Amend#2	Change
SALARIES	\$ 34,371,840	\$ 34,757,932	\$ 386,092
CONSULTANTS	\$ 40,246,604	\$ 40,017,312	\$ (229,292)
LOCAL OTHER	\$ 1,809,982	\$ 1,860,503	\$ 50,521
IN-KIND COMMITMENTS	\$ 3,838,646	\$ 3,810,508	\$ (28,138)
OTHER COSTS	\$ 2,480,278	\$ 4,110,080	\$ 1,629,802
TOTAL	\$ 82,747,350	\$ 84,556,335	\$ 1,808,985

FISCAL IMPACT:

Amendment 2 to the FY20 OWP results in an increase of \$1,808,985, from \$82,747,350 to \$84,556,335. After approval by the EAC, the revised budget will be submitted to Caltrans for final approval.

ATTACHMENT(S):

1. Resolution No. 19-617-1
2. List of Budget Changes



SOUTHERN CALIFORNIA
ASSOCIATION OF GOVERNMENTS
900 Wilshire Blvd., Ste. 1700
Los Angeles, CA 90017
T: (213) 236-1800
www.scag.ca.gov

RESOLUTION NO. 19-617-1

**A RESOLUTION OF THE SOUTHERN CALIFORNIA
ASSOCIATION OF GOVERNMENTS (SCAG)
APPROVING AMENDMENT 2 TO THE FISCAL YEAR 2019-20
OVERALL WORK PROGRAM (OWP)**

WHEREAS, the Southern California Association of Governments (SCAG) is the Metropolitan Planning Organization, for the six county region consisting of Los Angeles, Orange, San Bernardino, Riverside, Ventura, and Imperial counties pursuant to 23 U.S.C. § 134 et seq. and 49 U.S.C. § 5303 et seq.; and

WHEREAS, SCAG has developed the Fiscal Year (FY) 2019-20 Comprehensive Budget that includes the following budget components: the Overall Work Program (OWP); the FTA Discretionary and Formula Grant Budget; the TDA Capital and Debt Service Budget; the General Fund Budget; the Indirect Cost Budget (ICAP); and the Fringe Benefits Budget; and

WHEREAS, the OWP is the basis for SCAG’s annual regional planning activities and budget; and

WHEREAS, in conjunction with the OWP Agreement and Master Fund Transfer Agreement, the OWP constitutes the annual funding contract between the State of California Department of Transportation (Caltrans) and SCAG for the Consolidated Planning Grant (CPG), the Sustainable Transportation Planning Grants, and the Adaptation Planning Grants; and

WHEREAS, SCAG is also eligible to receive other Federal and/or State grant funds and/or local funds for certain regional transportation planning related activities. For such funding upon award, the funds are implemented through the OWP and SCAG and the applicable Federal or State agency shall execute the applicable grant agreement(s); and

WHEREAS, SCAG’s Regional Council approved the OWP for FY 2019-20 in May 2019, which was subsequently conditionally approved by Caltrans in June 2019. The Regional Council approved Amendment 1 to the OWP in October 2019; and

WHEREAS, this Amendment 2 to the FY 2019-20 OWP will result in a budget increase of \$1.8 million, from \$82.8 million to \$84.6 million; and

WHEREAS, Amendment 2 to the FY 2019-20 OWP, along with its corresponding staff report and this resolution, has been reviewed and discussed by SCAG’s Regional Council on December 5, 2019.

NOW, THEREFORE, BE IT RESOLVED, by the Executive/Administration Committee (EAC) acting on behalf of the Regional Council of the Southern California Association of Governments, that Amendment 2 to the FY 2019-20 OWP is approved and adopted.

REGIONAL COUNCIL OFFICERS

- President
Bill Jahn, Big Bear Lake
- First Vice President
Rex Richardson, Long Beach
- Second Vice President
Clint Lorimore, Eastvale
- Immediate Past President
**Alan D. Wapner, San Bernardino
County Transportation Authority**

COMMITTEE CHAIRS

- Executive/Administration
Bill Jahn, Big Bear Lake
- Community, Economic &
Human Development
**Peggy Huang, Transportation
Corridor Agencies**
- Energy & Environment
Linda Parks, Ventura County
- Transportation
Cheryl Viegas-Walker, El Centro

Attachment: Resolution No. 19-617-1 (Resolution No. 19-617-1 Approving Amendment 2 to the FY 2019-20 Overall Work Program (OWP))

BE IT FURTHER RESOLVED THAT:

1. The EAC acting on behalf of the Regional Council hereby authorizes submittal of Amendment 2 to the FY 2019-20 OWP to the participating State and Federal agencies.
2. SCAG pledges to pay or secure in cash or services, or both, the matching funds necessary for financial assistance.
3. The SCAG Executive Director, or in his absence, the Chief Financial Officer, is hereby designated and authorized to execute all related agreements and other documents on behalf of the Regional Council.
4. The SCAG Executive Director, or in his absence, the Chief Financial Officer, is hereby authorized to make and submit to the applicable funding agencies, the necessary work program, and budget modifications to the FY 2019-20 OWP based on actual available funds and to draw funds as necessary on a line of credit or other requisition basis.
5. The SCAG Executive Director, or in his absence, the Chief Financial Officer, is hereby authorized to submit grant applications and execute the applicable grant agreements and any amendments with the applicable Federal or State agency and to implement grant funds through SCAG's OWP, and this includes submittal and execution of the required Overall Work Program Agreement (OWPA) and the Master Fund Transfer Agreement (MFTA) with Caltrans.
6. The SCAG Executive Director, or in his absence, the Chief Financial Officer, is hereby authorized to make administrative amendments to the FY 2019-20 OWP that do not affect the delivery of regional transportation planning tasks, activities, steps, products, or the funding amounts listed on the OWPA.

PASSED, APPROVED AND ADOPTED by the Executive/Administration Committee acting on behalf of the Regional Council of the Southern California Association of Governments at its regular meeting this 5th day of December, 2019.

[Signatures on the following page]

William "Bill" Jahn
President, SCAG

Attested by:

Kome Ajise
Executive Director

Approved as to Form:

Joann Africa
Chief Counsel

FY 2019-20 OWP Amendment 2
List of Budget Changes

Project Task No.	Project Task Name	Category	Budget Change	FTA 5303	FHWA PL	TDA	FTA 5304	FTA 5303 Carryover	FHWA SPR	FY18 SB1 Formula	FY19 SB1 Formula	FY20 SB1 Formula	FY18 SB1 Competitive	FY18 SB1 Adaptation	Other Grants (OTS, MSRC, ATP)	In-Kind/Cash/Local
010-0170.08	Transportation Safety and Security	Staff	\$ (42,275)		\$ (37,426)											\$ (4,849)
010-1631.02	Transportation Demand Management (TDM) Planning	Staff	\$ (36,335)		\$ (32,167)											\$ (4,168)
010-1631.06	TDM Strategic Plan Phase 2 - Implementation	Consultant	\$ 250,000	\$ 250,000												
030-0146.02	Federal Transportation Improvement Program	Staff	\$ 8,709		\$ 3,666			\$ 4,044								\$ 999
045-0142.22	Planning System Development	Staff	\$ (49,362)		\$ (43,700)											\$ (5,662)
045-0142.24	FTIP System Enhancement, Maint. & Support - Capitalized Software	Staff	\$ 49,363		\$ 43,701											\$ 5,662
045-0694.01	GIS Development and Applications	Staff	\$ (46,937)		\$ (41,554)											\$ (5,383)
045-0694.03	Professional GIS Services Program Support	Staff	\$ (23,470)		\$ (20,778)											\$ (2,692)
050-0169.01	RTP/SCS Active Transportation Development & Implementation	Staff	\$ 90,863		\$ 80,441											\$ 10,422
050-0169.02	Active Transportation Safety	Staff	\$ (10)		\$ (9)											\$ (1)
050-0169.06	Active Transportation Program	Staff	\$ 106,982		\$ 53,242			\$ 41,469								\$ 12,271
050-0169.08	Public Health	Staff	\$ (38,604)		\$ (34,176)											\$ (4,428)
050-0169.08	Public Health	Staff	\$ 4,000	\$ 3,541		\$ 459										
055-0704.02	Region-Wide Data Coordination	Staff	\$ (23,469)		\$ (10,202)			\$ (10,575)								\$ (2,692)
055-1531.02	Economic Analysis of Transportation Planning Activities & Investments	Consultant	\$ 16,000			\$ 1,835		\$ 14,165								
055-4856.02	Outreach and Technical Collaboration	Staff	\$ (69,190)		\$ (61,254)											\$ (7,936)
055-4856.04	Tax Increment Financing for Sustainable Growth	Staff	\$ 657		\$ 582											\$ 75
055-4856.04	Tax Increment Financing for Sustainable Growth	Consultant	\$ 35,000													\$ 35,000
065.4858.01	Regional Resiliency Analysis	Staff	\$ (2,897)		\$ (2,565)											\$ (332)

FY 2019-20 OWP Amendment 2
List of Budget Changes

Project Task No.	Project Task Name	Category	Budget Change	FTA 5303	FHWA PL	TDA	FTA 5304	FTA 5303 Carryover	FHWA SPR	FY18 SB1 Formula	FY19 SB1 Formula	FY20 SB1 Formula	FY18 SB1 Competitive	FY18 SB1 Adaptation	Other Grants (OTS, MSRC, ATP)	In-Kind/Cash/Local
065-0137.09	Sustainability Joint Work Programs Implementation	Staff	\$ (25,112)		\$ (22,231)											\$ (2,881)
065-0137.10	Civic Sparks Program	Staff	\$ 41,554			\$ 41,554										
065-0137.12	Electric Vehicle (EV) Program Readiness Strategies	Staff	\$ (67,087)			\$ (67,087)										
065-0137.12	Electric Vehicle (EV) Program Readiness Strategies	Consultant	\$ (10,000)			\$ (10,000)										
065-4092.01	Adaptation Analysis	Staff	\$ (17,903)		\$ (15,849)											\$ (2,054)
065-4853.01	Greenhouse Gas Reduction Fund (GGRF) Technical Assistance	Staff	\$ (25,110)		\$ (22,230)											\$ (2,880)
065-4855.01	Mobility Innovations/Technology Study	Staff	\$ (3,946)			\$ (3,946)										
080-0153.04	Regional Assessment	Staff	\$ (42,825)		\$ (37,913)											\$ (4,912)
080-4854.01	RTP/SCS Performance Monitoring	Staff	\$ (19,465)		\$ (17,232)											\$ (2,233)
095-1533.01	Regional Transportation Plan Outreach	Consultant	\$ 55,000			\$ 6,308		\$ 48,692								
100-1630.02	Intelligent Transportation Systems (ITS) Planning	Staff	\$ 3,028		\$ 2,681											\$ 347
100-1630.03	Regional ITS Architecture Update	Consultant	\$ 24,632			\$ 2,825		\$ 21,807								
100-1630.04	Regional ITS Architecture Update - Phase 2	Consultant	\$ (250,000)	\$ (250,000)												
130.0162.10	East-West Freight Corridor/I-15 Phase II	Staff	\$ (16,196)		\$ (14,338)											\$ (1,858)
130-0162.18	Goods Movement Planning	Staff	\$ (43,960)	\$ (19,281)	\$ (19,637)											\$ (5,042)
140-0121.02	Regional High Speed Transport Program	Staff	\$ (13,108)		\$ (11,605)											\$ (1,503)
140-0121.08	Transit Asset Management (TAM) Planning	Consultant	\$ 33,160			\$ 3,803		\$ 29,357								
145-4815.01	Montclair Safe Routes to School Plan	Staff	\$ 965			\$ 111	\$ 854									
145-4815.01	Montclair Safe Routes to School Plan	Consultant	\$ (26,456)				\$ (23,063)									\$ (3,393)

Attachment: List of Budget Changes (Resolution No. 19-617-1 Approving Amendment 2 to the FY 2019-20 Overall Work Program (OWP))

FY 2019-20 OWP Amendment 2
List of Budget Changes

Project Task No.	Project Task Name	Category	Budget Change	FTA 5303	FHWA PL	TDA	FTA 5304	FTA 5303 Carryover	FHWA SPR	FY18 SB1 Formula	FY19 SB1 Formula	FY20 SB1 Formula	FY18 SB1 Competitive	FY18 SB1 Adaptation	Other Grants (OTS, MSRC, ATP)	In-Kind/Cash/Local
145-4816.01	First-Mile Last-Mile Connectivity Study for Naval Base Ventura County	Staff	\$ 618			\$ 71	\$ 547									
145-4816.01	First-Mile Last-Mile Connectivity Study for Naval Base Ventura County	Consultant	\$ 17,658				\$ 15,633									\$ 2,025
145-4818.01	Westside Mobility Study Update	Staff	\$ 2,648			\$ 304	\$ 2,344									
145-4818.01	Westside Mobility Study Update	Consultant	\$ 56,814				\$ 38,507									\$ 18,307
145-4819.01	Paths to Clean Vehicle Technology and Alternative Fuels Implementation in San Bernardino County	Staff	\$ 2,000			\$ 19			\$ 1,981							
145-4819.01	Paths to Clean Vehicle Technology and Alternative Fuels Implementation in San Bernardino County	Consultant	\$ (109,298)						\$ (78,111)							\$ (31,187)
145-4834.01	Southern California Regional Climate Adaptation Framework (FY18 SB1 Competitive)	Staff	\$ 5,510			\$ (577)								\$ 6,087		
145-4834.01	Southern California Regional Climate Adaptation Framework (FY18 SB1 Competitive)	Consultant	\$ 302,076			\$ 34,680								\$ 267,396		
145-4835.01	ADA Paratransit Demand Forecast (FY18 SB1 Competitive)	Staff	\$ 1,126			\$ 129							\$ 997			
145-4835.01	ADA Paratransit Demand Forecast (FY18 SB1 Competitive)	Consultant	\$ 28,118			\$ 3,225							\$ 24,893			
145-4844.01	U.S. 101 Multi-Modal Corridor Study	Staff	\$ (2,528)			\$ (3,646)			\$ 345							\$ 773
145-4844.01	U.S. 101 Multi-Modal Corridor Study	Consultant	\$ 16,000						\$ 4,923							\$ 11,077
145-4845.01	Inland Empire Comprehensive Corridor Plans	Staff	\$ 7,753			\$ (2,333)	\$ 10,086									
145-4845.01	Inland Empire Comprehensive Corridor Plans	Consultant	\$ 27,166				\$ 24,041									\$ 3,125
145-4847.01	Ventura County Freight Corridor Study	Staff	\$ 621			\$ 124			\$ 497							
160-4850.01	Project Management	Staff	\$ 10,778			\$ 10,778										
225-3564.10	Go Human -MSRC - Sustainability Planning Grants	Staff	\$ (5,648)			\$ (5,648)									\$ -	
225-3564.10	Go Human -MSRC - Sustainability Planning Grants	Consultant	\$ (164,153)			\$ -									\$ (164,153)	
225-3564.11	SCAG 2017 Active Transportation Safety & Encouragement Campaign	Staff	\$ 6,401			\$ 6,401										

FY 2019-20 OWP Amendment 2
List of Budget Changes

Project Task No.	Project Task Name	Category	Budget Change	FTA 5303	FHWA PL	TDA	FTA 5304	FTA 5303 Carryover	FHWA SPR	FY18 SB1 Formula	FY19 SB1 Formula	FY20 SB1 Formula	FY18 SB1 Competitive	FY18 SB1 Adaptation	Other Grants (OTS, MSRC, ATP)	In-Kind/Cash/Local
225-3564.11	SCAG 2017 Active Transportation Safety & Encouragement Campaign	Consultant	\$ 389,179												\$ 323,672	\$ 65,507
225-3564.13	Safety Campaign FY19 - Office of Traffic Safety	Staff	\$ 63,206			\$ 37,794									\$ 25,412	
225-3564.13	Safety Campaign FY19 - Office of Traffic Safety	Consultant	\$ 147,936												\$ 147,936	
225-3564.15	FY20 OTS - Pedestrian and Bicycle Safety Program	Staff	\$ 69,831			\$ 69,831										
225-4837.01	SCAG 2017 Active Transportation Local Planning Initiative	Staff	\$ 29,407												\$ 29,407	
225-4837.01	SCAG 2017 Active Transportation Local Planning Initiative	Consultant	\$ (40,677)												\$ (34,592)	\$ (6,085)
225-4838.01	SCAG 2017 Active Transportation Safety & Encouragement Campaign (Phase 2)	Consultant	\$ 618												\$ 618	
225-4839.01	SCAG Active Transportation Disadvantage Communities Plans	Staff	\$ (14,121)			\$ (14,121)										
225-4839.01	SCAG Active Transportation Disadvantage Communities Plans	Consultant	\$ 182,435												\$ 182,435	
225-4868.01	Imperial County Project Ride, Walk, Learn	Staff	\$ 2,280			\$ 2,280										
225-4869.01	San Gabriel Valley Greenway Network Implementation Plan	Staff	\$ 2,280			\$ 2,280										
267-1241.04	SCAG and DOE/NETL Clean Cities Coalition Coordination	Staff	\$ (39,463)			\$ (39,463)										
275-4823.01	Sustainability Planning Grant Program - 2016 Call (FY18 SB 1 Formula)	Staff	\$ 33,001			\$ (24,605)				\$ 57,606						
275-4823.01	Sustainability Planning Grant Program - 2016 Call (FY18 SB 1 Formula)	Consultant	\$ 92,157			\$ 23,094				\$ 57,304						\$ 11,759
275-4823.02	Sustainability Planning Grant Program - 2016 Call (FY19 SB 1 Formula)	Staff	\$ 73,717			\$ 73,717										
275-4823.02	Sustainability Planning Grant Program - 2016 Call (FY19 SB 1 Formula)	Consultant	\$ (127,468)	\$ (287,723)		\$ (14,621)					\$ 174,876					
275-4823.03	Sustainable Communities Program - 2018 Call (FY19 SB 1 Formula)	Staff	\$ 19,297			\$ 19,297										
275-4823.03	Sustainable Communities Program - 2018 Call (FY19 SB 1 Formula)	Consultant	\$ (500,000)			\$ (57,350)					\$ (442,650)					
275-4823.04	Sustainable Communities Program - 2016 Call (CPG)	Staff	\$ (21,702)			\$ (21,702)										

Attachment: List of Budget Changes (Resolution No. 19-617-1 Approving Amendment 2 to the FY 2019-20 Overall Work Program (OWP))

FY 2019-20 OWP Amendment 2
List of Budget Changes

Project Task No.	Project Task Name	Category	Budget Change	FTA 5303	FHWA PL	TDA	FTA 5304	FTA 5303 Carryover	FHWA SPR	FY18 SB1 Formula	FY19 SB1 Formula	FY20 SB1 Formula	FY18 SB1 Competitive	FY18 SB1 Adaptation	Other Grants (OTS, MSRC, ATP)	In-Kind/Cash/Local
275-4823.04	Sustainable Communities Program - 2016 Call (CPG)	Consultant	\$ 400,000	\$ 287,723		\$ 45,879		\$ 66,398								
275-4823.05	Sustainable Communities Program - 2018 Call (FY20 SB 1 Formula)	Staff	\$ 266,801			\$ 24,229						\$ 242,572				
275-4823.05	Sustainable Communities Program - 2018 Call (FY20 SB 1 Formula)	Consultant	\$ (707,000)			\$ (81,093)						\$ (625,907)				
280-4824.01	Future Communities Pilot Program (FY18 SB 1 Formula)	Consultant	\$ 897			\$ 103				\$ 794						
280-4824.02	Future Communities Pilot Program (FY19 SB 1 Formula)	Staff	\$ (69,984)			\$ (69,984)										
280-4831.01	Future Communities Study (FY18 SB 1 Formula)	Consultant	\$ (52,434)			\$ (6,015)				\$ (46,419)						
280-4832.01	Regional Data Platform (FY18 SB 1 Formula)	Staff	\$ 291,989			\$ (9,648)				\$ 301,637						
280-4832.01	Regional Data Platform (FY18 SB 1 Formula)	Consultant	\$ (665,608)			\$ (76,345)				\$ (589,263)						
280-4832.02	Regional Data Platform (FY19 SB 1 Formula)	Staff	\$ 299,163			\$ (2,474)					\$ 301,637					
280-4832.02	Regional Data Platform (FY19 SB 1 Formula)	Consultant	\$ 163,349			\$ 18,736					\$ 144,613					
280-4832.03	Regional Data Platform (FY20 SB 1 Formula)	Staff	\$ 340,717			\$ 39,080						\$ 301,637				
280-4832.03	Regional Data Platform (FY20 SB 1 Formula)	Consultant	\$ 192,283			\$ 22,055						\$ 170,228				
280-4840.01	Future Communities Framework (FY19 SB 1 Formula)	Staff	\$ (56,390)			\$ (56,390)										
280-4840.01	Future Communities Framework (FY19 SB 1 Formula)	Consultant	\$ 31,320			\$ 3,592					\$ 27,728					
290-4826.01	SCS Scenario Development & Outreach (FY18 SB 1 Formula)	Staff	\$ 193,926			\$ 136,320				\$ 57,606						
290-4826.01	SCS Scenario Development & Outreach (FY18 SB 1 Formula)	Consultant	\$ (87,100)			\$ (9,990)				\$ (77,110)						
290-4826.02	SCS Scenario Development and Outreach (FY20 SB 1 Formula)	Staff	\$ (110,530)			\$ (110,530)										
290-4826.02	SCS Scenario Development and Outreach (FY20 SB 1 Formula)	Consultant	\$ (100,000)			\$ (11,470)						\$ (88,530)				
290-4827.02	Mobility Innovations & Incentives - Revealed Preference Demo Study (FY19 SB 1 Formula)	Staff	\$ 72,711			\$ 8,340					\$ 64,371					

FY 2019-20 OWP Amendment 2
List of Budget Changes

Project Task No.	Project Task Name	Category	Budget Change	FTA 5303	FHWA PL	TDA	FTA 5304	FTA 5303 Carryover	FHWA SPR	FY18 SB1 Formula	FY19 SB1 Formula	FY20 SB1 Formula	FY18 SB1 Competitive	FY18 SB1 Adaptation	Other Grants (OTS, MSRC, ATP)	In-Kind/Cash/Local
290-4828.02	Mobility Innovations & Incentives - Equity Analysis (FY19 SB 1 Formula)	Staff	\$ 72,711			\$ 8,340					\$ 64,371					
290-4829.02	Integrated Passenger and Freight Rail Forecast (FY20 SB 1 Formula)	Consultant	\$ 35,625			\$ 4,086						\$ 31,539				
290-4830.01	Housing Monitoring for SCS (FY18 SB 1 Formula)	Staff	\$ 424,897			\$ 48,736				\$ 376,161						
290-4830.01	Housing Monitoring for SCS (FY18 SB 1 Formula)	Non-Profit	\$ 10,000			\$ 10,000										
290-4830.01	Housing Monitoring for SCS (FY18 SB 1 Formula)	Consultant	\$ 150,000			\$ 17,205				\$ 132,795						
290-4830.02	Housing Monitoring for SCS (FY20 SB 1 Formula)	Staff	\$ 112,595			\$ 12,915						\$ 99,680				
290-4841.01	RTP/SCS Land Use Policy & Program Development (FY19 SB 1 Formula)	Staff	\$ 45,875			\$ 5,262					\$ 40,613					
290-4852.01	HQTA/Sustainable Communities Initiative (FY20 SB1 Formula)	Staff	\$ 130,085			\$ 130,085										
290-4862.01	Regional Planning for Open Space Strategic Plan (FY19 SB 1 Formula)	Staff	\$ 31,318		\$ 27,726											\$ 3,592
TOTAL			\$ 1,808,985	\$ (15,740)	\$ (232,827)	\$ 176,844	\$ 68,949	\$ 215,357	\$ (70,365)	\$ 271,111	\$ 375,559	\$ 131,219	\$ 25,890	\$ 273,483	\$ 510,735	\$ 78,770



The L.A. Grand Hotel Downtown, Olympic Room
333 S. Figueroa Street, Los Angeles, California 90071
December 5, 2019

To: Executive/Administration Committee (EAC)

**EXECUTIVE DIRECTOR'S
APPROVAL**

From: Kome Ajise, Executive Director, Executive Management,
(213) 236-1835, Ajise@scag.ca.gov

Subject: SCAG Transmittal of RHNA Methodology to HCD

RECOMMENDED ACTION:

Receive and File

STRATEGIC PLAN:

This item supports the following Strategic Plan Goal 2: Advance Southern California's policy interests and planning priorities through regional, statewide, and national engagement and advocacy.

EXECUTIVE SUMMARY:

Based on the Regional Council's approval at its November 7, 2019 meeting, staff submitted the Regional Council-approved Draft RHNA Methodology to HCD for a 60-day review on November 14, 2019. Staff will incorporate HCD's comments and bring the staff recommended Final RHNA Methodology back to the Regional Council for approval, most likely in March 2020.

ATTACHMENT(S):

1. 2019 11 14 SCAG RHNA Draft Methodology Letter
2. SCAG RHNA Draft Methodology_111319_Final

OUR MISSION

To foster innovative regional solutions that improve the lives of Southern Californians through inclusive collaboration, visionary planning, regional advocacy, information sharing, and promoting best practices.

OUR VISION

Southern California's Catalyst for a Brighter Future

OUR CORE VALUES

Be Open | Lead by Example | Make an Impact | Be Courageous



SOUTHERN CALIFORNIA
ASSOCIATION OF GOVERNMENTS
900 Wilshire Blvd., Ste. 1700
Los Angeles, CA 90017
T (213) 236-1800
www.scag.ca.gov

November 14, 2019

Mr. Doug McCauley
Acting Director
Housing & Community Development (HCD)
2020 W. El Camino Ave.
Sacramento, CA 95833

Subject: SCAG’s Draft RHNA Allocation Methodology for HCD Review

Dear Mr. McCauley,

This letter is to provide Southern California Association of Governments’ (SCAG’s) Draft RHNA Allocation Methodology for HCD review pursuant to Government Code Section 65584.04(h). The Draft Methodology was approved by the SCAG Regional Council at its meeting on November 7, 2019.

The Draft Methodology was developed in the last year with focused stakeholder engagement and extensive committee review. Over 250 people participated in the public hearing process on the methodology with over 250 comment letters submitted. SCAG’s RHNA Subcommittee, Community, Economic and Human Development (CEHD) Policy Committee and Regional Council also held more than a dozen meetings, which were open to the public, to deliberate on the merits of the various methodology components and options.

The Draft Methodology is designed to allocate the final regional determination from HCD of 1,341,827 housing units by income categories to 197 local jurisdictions in the region. Throughout the methodology development process, and as elaborated in the attached methodology document, staff has made special efforts to ensure the Draft Methodology furthers the five state housing objectives by increasing housing supply within the region in an equitable manner, promoting efficient development patterns, improving job/housing relationship, addressing social equity, and affirmatively furthering fair housing. The Draft Methodology also advances regional sustainability goals through its alignment with the Draft Connect SoCal, SCAG’s Regional Transportation Plan/Sustainable Communities Strategy (RTP/SCS) for 2020-2045. Most notably, the transit and job accessibility factors received special emphasis in the Draft Methodology as they contribute effectively to both state and regional goals.

REGIONAL COUNCIL OFFICERS

- President
Bill Jahn, Big Bear Lake
- First Vice President
Rex Richardson, Long Beach
- Second Vice President
Clint Lorimore, Eastvale
- Immediate Past President
Alan D. Wapner, San Bernardino County Transportation Authority

COMMITTEE CHAIRS

- Executive/Administration
Bill Jahn, Big Bear Lake
- Community, Economic & Human Development
Peggy Huang, Transportation Corridor Agencies
- Energy & Environment
Linda Parks, Ventura County
- Transportation
Cheryl Viegas-Walker, El Centro

Attachment: 2019 11 14 SCAG RHNA Draft Methodology Letter (SCAG Transmittal of RHNA Methodology to HCD)

Please note, in addition to the methodology document attached, additional supporting materials have been posted on SCAG's RHNA website at www.scag.ca.gov/rhna including the Data Appendix, Local Planning Factor Survey Responses and Affirmatively Furthering Fair Housing Survey Responses.

During this methodology development process, SCAG staff appreciated the consultation with your staff. We look forward to discussing any questions that you might have during HCD's review period.

Sincerely,



Kome Ajise
Executive Director

Attachment: SCAG's Draft RHNA Allocation Methodology

This Page Intentionally Left Blank



6TH CYCLE
RHNA
REGIONAL HOUSING NEEDS ASSESSMENT

Draft Allocation Methodology

APPROVED BY REGIONAL COUNCIL ON NOVEMBER 7, 2019

Packet Pg. 98

DRAFT RHNA Allocation Methodology
Approved by the SCAG Regional Council on November 7, 2019

EXECUTIVE SUMMARY

SCAG is required to develop a draft RHNA methodology to distribute existing and projected housing need for the 6th cycle RHNA for each jurisdiction, which will cover the planning period October 2021 through October 2029. Following extensive feedback from stakeholders during the proposed methodology comment period, SCAG’s Regional Council voted to approve the Draft RHNA Methodology on November 7, 2019, as described below.

The overall framework for the approved draft methodology is included in the table below and further described in the rest of this document.

Existing need	Projected need	Income categories
Transit accessibility (HQTA population 2045)	Household growth 2020-2030	150% social equity adjustment minimum
Job accessibility	Future vacancy need	0-30% additional adjustment for areas with lowest or highest resource concentration
Residual distribution within the county	Replacement need	

HOUSING CRISIS

There is no question that there is an ongoing housing crisis throughout the State of California. The crisis is evidenced by a variety of factors, including overcrowding and cost-burdened households, but the underlying cause is due to insufficient housing supply despite continuing population growth over decades.

As part of the RHNA process SCAG must develop a draft RHNA methodology, which will determine each jurisdiction’s draft RHNA allocation as a share of the regional determination of existing and projected housing need provided by the California Department of Housing and Community Development (HCD). There are several requirements outlined by Government Code Section 65584.04, which will be covered in different sections of this packet:

- Allocation methodology, per Government Code 65584.04(a)
- How the allocation methodology furthers the objectives State housing law, per GC 65584.04(f)
- How local planning factors are incorporated into the draft RHNA methodology, per GC 65584.04(f)

- Furthering the objectives of affirmatively furthering fair housing (AFFH), per GC 65584.04(d)
- Public engagement, per GC 65584.04(d)

Additionally, SCAG has developed a data appendix that contains a full set of various underlying data and assumptions to support the recommended draft methodology. Due to the size of the appendix, a limited number of printed copies are available. SCAG has posted the full methodology appendix, on its RHNA webpage: www.scag.ca.gov/rhna.

Per State housing law, the RHNA distribution methodology must distribute existing and projected housing need to all jurisdictions. The following section provides the draft methodology for distributing existing and projected need to jurisdictions from the regional RHNA determination provided by the California Department of Housing and Community Development (HCD) pursuant to Government Code Section 65584.01.

Guiding Principles for RHNA Methodology

In addition to furthering the five objectives pursuant to Government Code 65585(d), there are several guiding principles that SCAG staff has developed to use as the basis for developing the distribution mechanism for the recommended draft RHNA methodology. These principles are based on the input and guidance provided by the RHNA Subcommittee during their discussions on RHNA methodology between February 2019 and June 2019.

1. The housing crisis is a result of housing building not keeping up with growth over the last several decades. The RHNA allocation for all jurisdictions are expected to be higher than the 5th RHNA cycle.
2. Each jurisdiction must receive a fair share of their regional housing need. This includes a fair share of planning for enough housing for all income levels, and consideration of factors that indicate areas that have high and low concentration of access to opportunity.
3. It is important to emphasize the linkage to other regional planning principles to develop more efficient land use patterns, reduce greenhouse gas emissions, and improve overall quality of life.

The jurisdictional boundaries used in the recommended RHNA methodology will be based on those as of August 31, 2016. Spheres of influence in unincorporated county areas are considered within unincorporated county boundaries for purposes of RHNA.

Proposed RHNA Allocation Methodology

The proposed RHNA methodology, which was released for public review on August 1, contained three (3) options to distribute HCD's regional determination for existing and projected need for the SCAG region. HCD provided SCAG a final regional determination of 1,341,827 units for the 6th cycle RHNA on October 15, 2019.¹

¹ On September 5, 2019, the SCAG Regional Council voted to object to HCD the regional determination of 1,344,740, per Government Code Section 65584.01, that was provided in August 2019. After review of SCAG's objection letter, HCD provided a final regional determination of 1,341,827 units in October 2019.

The three options were developed based on RHNA Subcommittee feedback on various factors at their meetings between February and June 2019 and feedback from stakeholders. SCAG solicited formal public comment on the three options and any other factors, modifications, or alternative options during the public comment period, which commenced on August 1 and concluded on September 13.

Four public hearings were conducted to formally receive verbal and written comments on the proposed RHNA methodology, in addition to one public information session with a total of about 250 people participated. Almost 250 written comments were submitted to SCAG specifically on the proposed methodology and over 35 verbal comments were shared at four (4) public hearings held in August 2019.

Based on comments received during the public comment period, SCAG staff recommended a draft RHNA methodology. The staff recommended option was based on a combination of the three options in the proposed methodology and further enhanced by factors suggested specifically by stakeholders.

Draft RHNA Allocation Methodology

On November 7, 2019, SCAG’s Regional Council voted to approve the Draft RHNA Methodology. The approved methodology includes modifications to the staff-recommended draft methodology for calculating existing housing need to more closely align the methodology with job and transit accessibility factors.

The next section describes the draft RHNA methodology mechanism to distribute existing and projected housing need to all SCAG jurisdictions, as represented by the regional determination.

Determining Existing Need and Projected Need

The draft RHNA methodology starts with the total regional determination provided by HCD and separates existing need from projected need.

Projected need is considered as household growth for jurisdictions between the RHNA projection period between July 1, 2021 and October 1, 2029, in addition to a calculated future vacancy need and replacement need. For projected household growth, SCAG’s Connect SoCal growth forecast for the years 2020-2030 is used as the basis for calculating projected housing unit need for the region. The anticipated growth in households over this period is multiplied by 0.825 to approximate growth during the 8.25-year RHNA projection period of July 1, 2021 to October 1, 2029.

For several jurisdictions, SCAG’s growth forecast includes projected household growth on tribal land. For these jurisdictions, SCAG’s estimate of household growth on tribal land from July 1, 2021 to October 1, 2029 is subtracted from the jurisdictional projected household growth (see note in accompanying calculator). A vacancy adjustment of 1.5% for owner-occupied units and 5% for renter-occupied units will be applied to projected household growth to determine future vacancy need. Next a replacement need is added, which is an estimate of expected replacement need over the RHNA period. **Based on these components, the regional projected need is 504,970 units.**

Existing need is considered the remainder of the regional determination after projected need is subtracted. **Based on this consideration, the regional existing need is 836,857 units.**

Determining a Jurisdiction’s Draft RHNA Allocation (Existing and Projected Need)

In determining the existing need and projected need for the region, the draft methodology applies a three-step process to determine a jurisdiction’s draft RHNA allocation by income category:

1. Determine a jurisdiction’s projected housing need
 - a. Assign household growth to jurisdictions based on SCAG’s Connect SoCal Regional Transportation Plan/Sustainable Communities Strategy Growth Forecast between 2020 and 2030.
 - b. Calculate a jurisdiction’s future vacancy need by applying a healthy market vacancy rate separately to the jurisdiction’s owner and renter households
 - c. Assign a replacement need to jurisdictions based on each jurisdiction’s share of regional net replacement need based on information collected from the replacement need survey submitted by local jurisdictions
2. Determine a jurisdiction’s existing housing need
 - a. Assign 50 percent of regional existing need based on a jurisdiction’s share of region’s population within the high quality transit areas (HQTAs) based on future 2045 HQTAs
 - b. Assign 50 percent of regional existing need based on a jurisdiction’s share of the region’s jobs that can be accessed within a 30-minute driving commute
 - c. For extremely disadvantaged communities (hereafter “DACs,” see definition below), identify residual existing need, which is defined herein as total housing need in excess of household growth between 2020 and 2045². DACs are jurisdictions with more than half of its population living in high segregation and poverty or the low resource areas as defined by the California Tax Credit Allocation Committee (TCAC)/HCD Opportunity Index Scores further described in the document).
 - d. Reallocate residual existing need by county to non-DAC jurisdictions within the same county based on the formula in (a) and (b) above, i.e. 50% transit accessibility and 50% job accessibility.
3. Determine a jurisdiction’s total housing need
 - a. Add a jurisdiction’s projected housing need from 1. above to its existing housing need from 2. above would yield its total housing need.
4. Determine four RHNA income categories (very low, low, moderate, and above moderate)
 - a. Use a minimum of 150% social equity adjustment
 - b. Add an additional percentage of social equity adjustment to jurisdictions that have a high concentration of very low or very high resource areas using the California Tax Credit Allocation Committee (TCAC)’s index scoring

² Since HCD’s regional determination of 1,341,827 exceeds SCAG’s 2020-2045 household growth forecast of 1,297,000 by 3.46 percent, for the purposes of existing need allocation, exceeding “local input” or more accurately, Connect SoCal Growth Forecast, household growth shall mean exceeding 1.0368 times household growth.

- i. Add a 10% social equity adjustment to areas that are designated as 70-80% very high or very low resource area
- ii. Add a 20% social equity adjustment to areas that are designated as 81-90% very high or very low resource area
- iii. Add a 30% social equity adjustment to areas that are designated as 91-100% very high or very low resource area

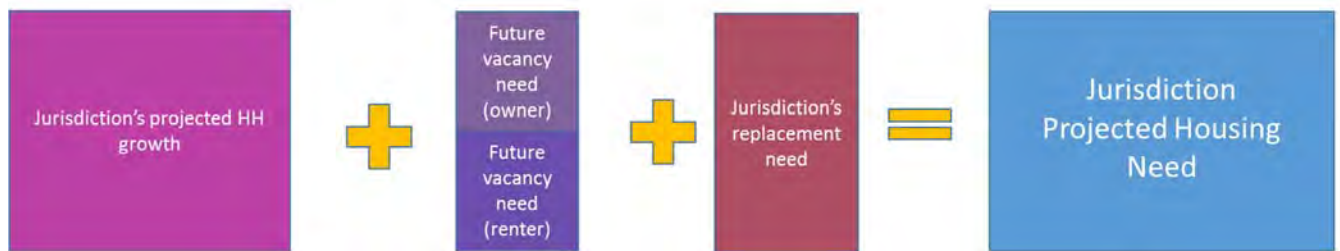
Methodology Component	Assigned units
Projected need: Household growth	466,958
Projected need: Future vacancy need	14,467
Projected need: Replacement need	23,545
Projected need subtotal	504,970

	Percentage of Existing Need	Assigned units
Existing need: Transit accessibility	50%	418,429
Existing need: Job accessibility	50%	418,428
Existing need subtotal		836,857

Total regional need	1,341,827
---------------------	-----------

Step 1: Determine Projected Housing Need

The first step of the draft RHNA methodology is to determine a jurisdiction’s projected need. From the regional determination, projected need is considered regional household growth, regional future vacancy need, and regional replacement need.



To determine a jurisdiction’s projected need, SCAG staff recommends a three-step process:

- a. Determine the jurisdiction’s regional projected household growth based on local input

- b. Determine future vacancy need based on a jurisdiction's existing composition of owner and renter households and apply a vacancy rate on projected household growth based on the following:
 - a. Apply a 1.5% vacancy need for owner households
 - b. Apply a 5.0% vacancy need for renter households
- c. Determine a jurisdiction's net replacement need based on replacement need survey results

Step 1a: Projected Household Growth

SCAG's Connect SoCal regional growth forecast reflects recent and past trends, key demographic and economic assumptions, and local, regional, state, and national policy. SCAG's regional growth forecasting process also emphasizes the participation of local jurisdictions and other stakeholders. The growth forecast process kicked off on May 30, 2017 with the panel of experts meeting wherein fifteen academic scholars and leading practitioners in demographics and economics were invited to review key input assumptions for the growth forecast including expected job growth, labor force participation, birth rates, immigration and household formation rates. SCAG staff then incorporated the recommendations of the panel of experts into a preliminary range of population, household, and employment growth figures for 2016, 2020, 2030, 2035, and 2045 for the region and six counties individually.

SCAG further projects jurisdiction-level and sub-jurisdiction-level employment, population, and households using several major data sources, including:

- California Department of Finance (DOF) population and household estimates;
- California Employment Development Department (EDD) jobs report by industry;
- 2015 existing land use and General Plans from local jurisdictions;
- 2010 Census and the latest ACS data (2013-2017 5-year samples);
- County assessor parcel databases;
- 2011 and 2015 Business Installment data from InfoGroup; and
- SCAG's 2016 RTP/SCS growth forecast.

On October 31, 2017, the preliminary small area (i.e. jurisdiction and sub-jurisdiction) growth forecasts were released to local jurisdictions for their comments and input. This kicked off SCAG's *Bottom-Up Local Input and Envisioning Process* which provided each local jurisdiction with their growth forecast information as well as several other data elements both produced by SCAG and other agencies which are related to the development of Connect SoCal. Data map books were generated and provided electronically and in hard copy format and included detailed parcel-level land use data, information on resource areas, farmland, transportation, geographical boundaries and the draft growth forecast. Complete information on the Data map books and the Bottom-Up Local Input and Envisioning Process can be found at <http://scagrtpscs.net/Pages/DataMapBooks.aspx>. Over the next eight months, SCAG staff conducted one-on-one meetings with all 197 local jurisdictions to explain methods and assumptions behind the jurisdiction and sub-jurisdiction growth forecast as well as to

provide an opportunity to review, edit, and approve SCAG’s preliminary forecast for population, employment, and households for 2016, 2020, 2030, 2035, and 2045.

Between October 2018 and February 2019, SCAG reviewed local input on the growth forecast and other data map book elements. The local input growth forecast was evaluated at the county and regional level for the base year of 2016 and the horizon year of 2045 and was found to be technically sound. Specifically, as it relates to SCAG’s local input household forecast:

- The forecast generates a 2045 regional unemployment rate of 4.7 percent which is reasonable based on past trends and ensured that the forecast is balanced, i.e. there are not too many jobs for the number of anticipated workers
- The forecast generates a 2045 population-to-household ratio of 2.9 which is consistent with the preliminary forecast and reflects expert-anticipated decreases in this ratio, ensuring that there are not too many people for the anticipated number of households region-wide
- From 2020-2045, the forecast anticipates household growth of 21 percent and population growth of 15 percent, indicating an alleviation of the region’s current housing shortage over this future period.

SCAG's growth forecast for the years 2020-2030 is used as the basis for calculating projected housing unit need. Because the 6th cycle RHNA projection period covers July 1, 2021 through October 15, 2029, it is necessary to adjust reported household growth between 2020 and 2030 and adjust it to an 8.25 year projection period. The anticipated growth in households over this period is multiplied by 0.825 to approximate growth during the 8.25-year RHNA projection period (July 1, 2021 to October 15, 2029).

Step 1b: Future Vacancy Need

The purpose of a future vacancy need is to ensure that there is enough vacant units to support a healthy housing market that can genuinely accommodate projected household growth. An undersupply of vacant units can prevent new households from forming or moving into a jurisdiction. Formulaically, future vacancy need is a percentage applied to the jurisdiction’s household growth by tenure (owner and renter households). While individual jurisdictions may experience different vacancy rates at different points in time, future vacancy need is independent of existing conditions and instead is a minimum need to support household growth.

To calculate a jurisdiction’s future vacancy need, its proportion of owner-occupied units and renter-occupied units are determined using American Community Survey (ACS) 2013-2017 data—the most recent available. The percentages are then applied to the jurisdiction’s projected household growth from the previous step, which results in the number of projected households that are predicted to be owners and those that are predicted to be renters.

Next, two different vacancy rates are applied based on the regional determination provided by HCD. The recommended draft methodology uses 1.5 percent for owner-occupied units while using a rate of 5 percent for renter-occupied units. The difference is due to the higher rates of turnover generally reported by renter units in comparison to owner-occupied units. The vacancy rates are applied to their respective tenure category to determine how many future vacant units are needed by tenure and then added together to get the total future vacancy need.

Step 1c: Replacement Need

Residential units are demolished for a variety of reasons, including natural disasters, fire, or desire to construct entirely new residences. Each time a unit is demolished, a household is displaced and disrupts the jurisdiction's pattern of projected household growth. The household may choose to live in a vacant unit or leave the jurisdiction, of which both scenarios result in negative household growth through the loss of a vacant unit for a new household or subtracting from the jurisdiction's number of households.

For these reasons, replacement need is a required component of the regional determination provided by HCD. The draft methodology's replacement need will be calculated using a jurisdiction's net replacement need based on data submitted for the replacement need survey, which was conducted between March and April 2019.

Each jurisdiction's data on historical demolitions between reporting years 2008 and 2018, which was collected from the California Department of Finance (DOF), was tabulated and provided to jurisdictions in the replacement need survey. Jurisdictions were asked to provide data on units that replaced the reported demolished units. A net replacement need was determined based on this information for each jurisdiction.

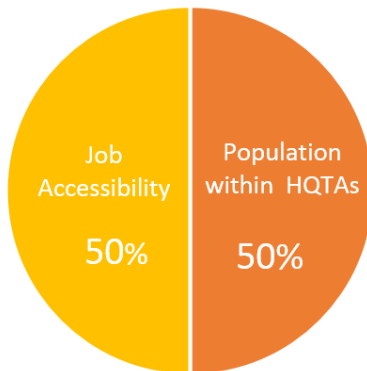
After determining each of the projected housing need components, they are combined to determine a jurisdiction's projected housing need.

Step 2: Determine Existing Housing Need

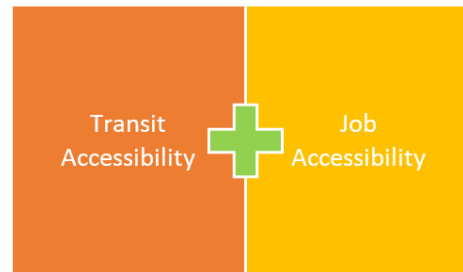
After determining a jurisdiction's projected need, the next step is to determine a jurisdiction's existing need. Following the above discussion and based on HCD's determination of total regional housing need, existing need is defined as the total need minus the projected need, the approximately 62 percent of the regional determination. SCAG's Regional Council determined that the regional existing need be split into two parts:

- Fifty (50) percent on population near transit (HQTA), or 31 percent of total need
- Fifty (50) percent on job accessibility, or 31 percent of total need

Regional Existing Need



Jurisdiction Existing Need



Step 2a: Share of Regional HQTAs Population

The next step involves the consideration of proximity to transit to distribute fifty (50) percent of the region’s existing housing need, in an effort to better align transportation and housing planning. To measure proximity to transit, the draft RHNA methodology uses the 2045 High Quality Transit Areas (HQTAs), which are areas that are within a half-mile of transit stations and corridors that have at least a fifteen (15) minute headway (time in between the next scheduled service) during peak hours for bus service. Other types of transit, such as commuter rail stations, are included as HQTAs as well. The source used for this information is SCAG’s draft Connect SoCal which is scheduled to be adopted in April 2020.

The 50 percent of the regional existing housing need will be distributed based on a jurisdiction’s share of regional population within an HQTAs. Not all jurisdictions have an HQTAs within their jurisdictional boundaries and thus will not receive existing need based on this factor.

Step 2b: Job Accessibility

The concept behind job accessibility is to further the statewide housing objective and SCAG’s Connect SoCal objective of improving the relationship between jobs and housing. While none of the three options presented in the proposed RHNA methodology included a factor directly based on job accessibility, an overwhelming number of public comments expressed support for the draft methodology to include this specific component.

The Draft Methodology allocates fifty (50) percent of regional existing need be assigned based on job accessibility. Job accessibility is defined in the draft methodology as the share of the region’s jobs accessible by a thirty (30) minute commute by car in 2045.

These outputs are derived at the transportation analysis zone (TAZ) level from travel demand modelling output from SCAG’s draft Connect SoCal Plan. While SCAG realizes that in many jurisdictions, especially larger ones, job access many not be uniform in all parts of the city or county. However, since the RHNA process requires allocating housing need at the jurisdictional-level, staff

reviewed several mechanisms whereby this TAZ-level measure could be converted into a summary of the typical commuter’s experience in each city. Ultimately, the share of the region’s jobs that could be accessed by a jurisdiction’s *median TAZ* was found to be the best measure of jobs for the city. Based on this measure, in central parts of the region, residents of some cities can access over 20 percent of the region’s jobs in a 30 minute car commute, while the average across all the region’s cities was 10.5 percent.

This measure is multiplied by a jurisdiction’s share of total population in order to allocate housing unit need to jurisdictions. This important step ensures that the potential beneficiaries of greater accessibility (i.e., the population in a jurisdiction with good job access) are captured in the methodology. Based on this approach, jurisdictions with limited accessibility to jobs will receive a smaller RHNA allocation based on this component.

Step 2c: “Residual” Adjustment Factor for Existing Need

In a number of the jurisdictions defined as the “extremely disadvantaged communities (DACs)”, the calculated projected and existing need is higher than its household growth between 2020 and 2045, as determined by the SCAG Growth Forecast used in the Draft Connect SoCal regional plan. Those DAC Jurisdictions that have a need as determined by the draft methodology as higher than its 2020 to 2045 household growth³ will be considered as generating “residual” existing need. Residual need will be subtracted from jurisdictional need in these cases so that the maximum a DAC jurisdiction will receive for existing need is its 2020 to 2045 household growth. Not all DAC jurisdictions will have a residual existing need.

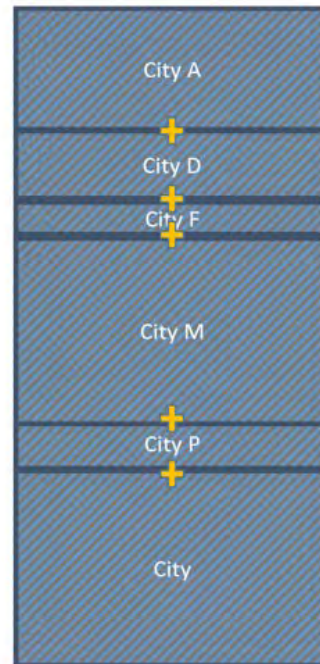
³ Since HCD’s regional determination of 1,341,827 exceeds SCAG’s 2020-2045 household growth forecast of 1,297,000 by 3.68 percent, for the purposes of existing need allocation, exceeding “local input” or “Connect SoCal” household growth shall mean exceeding 1.0368 times household growth.

Extremely Disadvantaged Communities:

City A calculated projected +existing need



County "residual" existing need



A county total of residual existing need will be calculated and then redistributed with the same county to non-DAC jurisdictions. The redistribution will be assigned to jurisdictions based on transit accessibility (50%) and job accessibility (50%), and will exclude DAC jurisdictions which have over 50% of their populations in very low resource areas using California Tax Credit Allocation Committee (TCAC)/HCD Opportunity Indices.

Very low resource areas are areas that have least access to opportunity as measured by indicators such as poverty levels, low wage job proximity, math and reading proficiency, and pollution levels. This mechanism will help to further AFFH objectives since residual existing RHNA need, which includes additional affordable units, will be assigned to areas that are not identified as those with the lowest resources, which will increase access to opportunity. A full discussion on the TCAC opportunity indicators is provided in the following section on social equity adjustment. Data relating to the TCAC opportunity indicator categories for each jurisdiction can be found in the draft methodology data appendix and in the accompanying draft allocation estimator tool on the RHNA webpage: www.scag.ca.gov/rhna.

Step 3: Determining Total Housing Need

After determining a jurisdiction’s projected housing need from step 1 and its existing housing need from step 2, the sum of the projected and existing need becomes a jurisdiction’s total housing need.



Step 4: Determining Four Income Categories through Social Equity Adjustment

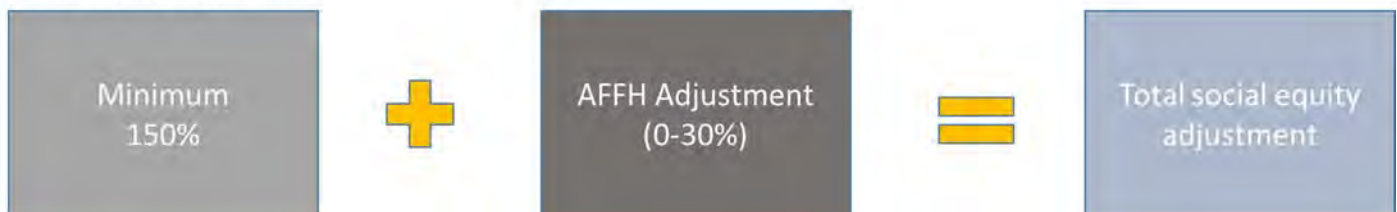
After determining a jurisdiction’s total draft RHNA allocation, the next step is to assign the total into four RHNA income categories. The four RHNA income categories are:

- Very low (50 percent or less of the county median income);
- Low (50-80 percent);
- Moderate (80 to 120 percent); and
- Above moderate (120 percent and above)

The fourth RHNA objective specifically require that the draft RHNA methodology allocate a lower proportion of housing need in jurisdictions that already have a disproportionately high concentration of those households in comparison to the county distribution. Additionally, the fifth objective, affirmatively furthering fair housing (AFFH), requires that the RHNA methodology further the objectives of addressing significant disparities in housing needs and access to opportunity and overcome patterns of segregation.

To further these two objectives, the draft RHNA methodology includes a minimum 150 percent social equity adjustment, along with an additional percentage of 10 to 30 percent added in areas with significant populations that are defined as very low or very high resource areas, to determine the distribution of four income categories for each jurisdiction.

Social equity adjustment



A social equity adjustment ensures that jurisdictions accommodate their fair share of each income category. First, the percentage of each jurisdiction’s distribution of four income categories is determined using the county median income as a benchmark. For example, in Los Angeles County, a household earning less than \$30,552 annually, or 50 percent of the county median income, would be considered a very low income household. A household in Los Angeles County earning more than \$73,218 annually, or 120 percent of the county median income, would be counted in the above moderate category. The number of households in each category is summed and then a percentage of each category is then calculated.

For reference, below is the median household income by county.

- Imperial County: \$44,779
- Los Angeles County: \$61,015
- Orange County: \$81,851
- Riverside County: \$60,807
- San Bernardino County: \$57,156
- Ventura County: \$81,972
- SCAG region: \$64,114

Source: American Community Survey (ACS) 2013-2017 5-year estimates

Once a jurisdiction’s existing household income distribution by income category is determined, the percentage is compared to the county’s percentage of existing household income distribution. For example, if a jurisdiction has an existing distribution of 30 percent of very low income households while the county is 25 percent, the jurisdiction is considered as having an overconcentration of very low income households compared to the county. A social equity adjustment ensures that the jurisdiction will be assigned a smaller percentage of very low income households for its RHNA allocation than both what it currently has and what its county currently has (provided that the percentage is higher than 100 percent).

If the jurisdiction is assigned a social equity adjustment of 150 percent, the formula to calculate its very low income percentage is:

Household Income Level	Formula to Calculate City A Social Equity Adjustment of 150%
Very Low Income	$30\% - [(30\% - 25\%) \times 1.5] = 22.5\%$

In this example, 22.5 percent of the jurisdiction’s total RHNA allocation would be assigned to the very low income category. This adjustment is lower than both its existing household income distribution (30 percent) and the existing county distribution (25 percent).

The inverse occurs in higher income categories. Assuming that the jurisdiction has an existing household income distribution of 20 percent for above moderate income households while the county has 25 percent, the jurisdiction will be assigned a distribution of 27.5 percent for above moderate income need.

Household Income Level	Formula to Calculate City A Social Equity Adjustment of 150%
Above moderate income	$20\% - [(20\% - 25\%) \times 1.5] = 27.5\%$

If the adjustment was 100 percent a jurisdiction’s distribution would be exactly the same as the County’s distribution. Conceptually a 150 percent adjustment means that the City meets the County distribution and goes beyond that threshold by 50 percent, resulting in a higher or lower distribution than the County depending on what existing conditions are in the City. The higher the adjustment, the more noticeable the difference between the jurisdiction’s existing household income distribution and its revised distribution.

The draft methodology recommends a minimum of 150 percent social equity adjustment with an additional 10, 20, or 30 percent added depending on whether the jurisdiction is considered a very low or very high resource area based on its Opportunity Index score.

In 2015 the U.S. Department of Housing and Urban Development (HUD) developed a set of indices, known as “Opportunity Indices” to help states and jurisdictions identify factors that contribute to fair housing issues in their region and comply with the federal Fair Housing Act. In late 2017, a Task Force convened by HCD and the California Tax Credit Allocation Committee (TCAC) released an “Opportunity mapping” tool based on these HUD indices to identify areas in California that can “offer low-income children and adults the best chance at economic advancement, high educational attainment, and good physical and mental health.”⁴

The TCAC and HCD Opportunity mapping tool includes a total of eleven (11) census-tract level indices to measure exposure to opportunity in local communities. The indices are based on indicators relating to the access of economic, environment, and education opportunities within communities. Regional patterns of segregation can be identified based on this tool. Below is a summary table of the 11 indices sorted by type:

Economic	Environment	Education
Poverty	CalEnviroScreen 3.0 indicators	Math proficiency
Adult education		Reading proficiency
Employment		High school graduation rates
Low-wage job proximity		Student poverty rate
Median home value		<ul style="list-style-type: none"> • <i>Ozone</i> • <i>PM2.5</i> • <i>Diesel PM</i> • <i>Drinking water contaminates</i> • <i>Pesticides</i> • <i>Toxic releases from facilities</i> • <i>Traffic density</i> • <i>Cleanup sites</i> • <i>Groundwater threats</i> • <i>Hazardous waste</i>

⁴ California Fair Housing Taskforce Revised opportunity Mapping Technology, Updated November 27, 2018: <https://www.treasurer.ca.gov/ctcac/opportunity/final-opportunity-mapping-methodology.pdf>

	<ul style="list-style-type: none"> • Impaired water bodies • Solid waste sites 	
--	--	--

Based on its respective access to opportunity, each census tract is given a score that designates it under one of the following categories:

- High segregation & poverty;
- Low resource
- Moderate resource
- High resource
- Highest resource

Tract-level indices were summed to the jurisdictional-level by SCAG using area-weighted interpolation. Using 2013-2017 American Community Survey population data, SCAG determined the share of each jurisdiction’s population in each of these five categories. For example:

	Lowest Resource				Very High Resource
Opportunity Indicator Category	High segregation & poverty	Low resource	Moderate resource	High resource	Highest resource
City A Percentage of population	10%	10%	30%	30%	20%
City B Percentage of population	90%	5%	5%	0%	0%
City C Percentage of population	0%	0%	10%	15%	75%

To determine where there is a concentration of high or low resources, the recommended draft methodology identifies “very low” resource areas and “very high” resource areas by combining the two lowest and two highest measures, respectively. In the above table, City B would be considered to have a much higher concentration of lower resource areas than City A. City C would be considered to have a much higher concentration of highest resource areas.⁵

- High segregation & Poverty + Low Resource = Lowest Resource
- Highest Resource

⁵ As a cross-reference, if City B has both a high job and transit accessibility it would be exempt from the redistribution of residual existing need from the draft methodology’s Step 2d because more than 50 percent of its population is within a very low resource area. On the other hand City A and City C, if they have a high job and transit access, would not be exempt from receiving regional residual need because they have only 20 percent and 0 percent of their respective population within a very low resource area.


Jurisdictions that are identified as having a between 70 and 100 percent of its population within a lowest or very high resource area are assigned an additional 10 and 30 percent social equity adjustment:

Concentration of population within very low or very high resource area	Additional social equity adjustment
70-80%	+10%
80-90%	+20%
90-100%	+30%

In the example table, City B would receive an additional social equity adjustment of 30% because 95% of its population is within a lowest resource area (sum of high segregation & poverty and low resource measures). City C would receive an additional social equity adjustment of 10% because 75% of its population is within a very high resource area. City A would not receive a further adjustment because it does not have a high enough concentration of population within either the lowest or very high resource categories.

Assigning a higher social equity adjustment based on Opportunity Indices will result in a higher percentage of affordable housing units to areas that have higher resources. Concurrently, it will assign a lower percentage of affordable housing in areas where they is already an overconcentration. Because Opportunity Indices consider factors such as access to lower wage jobs, poverty rates, and school proficiency, the social equity adjustment in the draft RHNA methodology will result in factors beyond simply household income distribution. This additional adjustment will help to adjust the disparity in access to fair housing across the region, furthering the AFFH objective required in State housing law.

Once the social equity adjustment is determined, it is used to assign need to the four income categories.



Final Adjustments

On a regional level the final RHNA allocation plan must be the same as the regional determination, by income category, provided by HCD. The draft RHNA methodology will result in slight differences, among income categories, since income categories are required to use county distributions as benchmarks and the HCD determination does not include county-level benchmarks. For this reason, after the initial income categories are determined for jurisdictions, SCAG will apply a normalization adjustment to ensure that the regional total by income category is maintained.

Additionally, in the event that a jurisdiction receives an allocation of zero (0) units under the aforementioned draft methodology a minimum RHNA allocation of eight (8) units would be assigned. Government Code Section 65584.04(m)(2) requires that the final RHNA allocation plan ensure that each jurisdiction receive an allocation of units for low- and very low income households. Under these circumstances, SCAG will assign those jurisdictions a minimum of four (4) units in the very low income category and four (4) units in the low income category for a draft RHNA allocation of eight (8) units.

Additional Background Information

The Role of Local Input

The role of local input, or more accurately, SCAG's Integrated Growth Forecast reviewed by local jurisdictions, in the RHNA methodology has been raised in a large number of submitted comments. Some stakeholders support the use of household growth collected through the Growth Forecast process to varying degrees. Of those who support this component, many expressed that it should be the only factor while others contend that it should not determine the entire draft RHNA allocation. Conversely, other stakeholders have expressed that the Growth Forecast should not have any role in distribution the RHNA allocation.

While past RHNA cycles have used SCAG's Growth Forecast as the main component of determining a RHNA allocation, there has been an increased statutory emphasis on other factors such as aligning transit accessibility and increasing housing supply near employment with RHNA allocation. For this reason, the RHNA methodology should not be solely based on this component.

As mentioned above, solely using local input to the Growth Forecast as the only factor in the RHNA methodology does not further State housing objectives, yet it is equally important not to completely exclude it from the methodology. SCAG's 2020 Connect SoCal Growth Forecast has been developed over multiple years using multiple data sources, including the California Department of Finance (DOF) and the American Community Survey (ACS) and included extensive review by panels of experts and partner agencies. The use of the Growth Forecast at the jurisdictional level in determining the RHNA *projected* need also ensures the RHNA allocation is aligned and consistent with Connect SoCal, a requirement of SB 375.

Input from local jurisdictions is an important step in strengthening the Growth Forecast to ensure that relevant local concerns and conditions are reflected at the jurisdictional level. The Connect SoCal Growth Forecast captures household growth at the jurisdictional level. The RHNA methodology adds on an important policy layer, among others, assigning the total units into four RHNA income categories, as further described above.

Additionally, the RHNA methodology also requires consideration of planning factors, such as agreements to preserve agricultural land and open space, farmworker housing, and presence of universities and colleges. A separate survey specifically focused on these local planning factors was conducted in spring 2019 to gather additional information specified in State housing law, in which a full analysis is found in a later section of this document. These factors do not apply to all jurisdictions but the process of collecting local input on the Growth Forecast ensures that these important considerations are not conducted in a vacuum and provides a mechanism for integrating them into the RHNA allocation methodology. Local input provides a key role in identifying existing and future planning opportunities and constraints, and should have a role in the RHNA methodology.

Meeting the Objectives of RHNA

Government Code Section 65584.04(a) requires that the draft RHNA methodology furthers the five objectives of the Regional Housing Needs Assessment. The following section provides an analysis of how the draft methodology furthers these objectives.

- (1) Increasing the housing supply and the mix of housing types, tenure, and affordability in all cities and counties within the region in an equitable manner, which shall result in each jurisdiction receiving an allocation of units for low- and very low income households.
- (2) Promoting infill development and socioeconomic equity, the protection of environmental and agricultural resources, the encouragement of efficient development patterns, and the achievement of the region's greenhouse gas reductions targets provided by the State Air Resources Board pursuant to Section 65080.
- (3) Promoting an improved intraregional relationship between jobs and housing, including an improved balance between the number of low-wage jobs and the number of housing units affordable to low-wage workers in each jurisdiction.
- (4) Allocating a lower proportion of housing need to an income category when a jurisdiction already has a disproportionately high share of households in that income category, as compared to the countywide distribution of households in that category from the most recent American Community Survey.
- (5) Affirmatively furthering fair housing.
 - (e) For purposes of this section, "affirmatively furthering fair housing" means taking meaningful actions, in addition to combating discrimination, that overcome patterns of segregation and foster inclusive communities free from barriers that restrict access to opportunity based on protected characteristics. Specifically, affirmatively furthering fair housing means taking meaningful actions that, taken together, address significant disparities in housing needs and in access to opportunity, replacing segregated living patterns with truly integrated and balanced living patterns, transforming racially and ethnically concentrated areas of poverty into areas of opportunity, and fostering and maintaining compliance with civil rights and fair housing laws.

Draft Methodology Component	1: Increasing housing supply and mix of housing types	2: Promoting infill development and encouraging protection of open space and encouragement of efficient development patterns	3: Promoting intraregional relationship between jobs and housing	4: Avoiding overconcentration of income groups	5: Affirmatively furthering fair housing (AFFH)
Household growth	Yes				
Job accessibility		Yes	Yes		
Transit accessibility		Yes			
Redistribution of “residual” existing housing need		Yes	Yes	Yes	Yes
Social equity adjustment				Yes	Yes
AFFH adjustment				Yes	Yes

The draft RHNA methodology allocation furthers all five objectives outlined in State housing law through its multiple allocation components.

- *Using projected household growth: Objective 1*

The inclusion of local input on SCAG’s Growth Forecast for household growth between 2020 and 2030 will increase housing supply and mix of housing types, along with promoting infill development. Collected from the local input process, projected household and population growth forms the basis of the concurrent Connect SoCal (2020 Regional Transportation Plan/Sustainable Communities Strategy) development patterns. Local input reflects opportunities and constraints at the jurisdictional level, including preserving open space and agricultural resources and strategies to help reduce regional greenhouse gas emissions. The inclusion of local input to help determine projected household growth allows for the RHNA allocation to accommodate local efforts in meeting regional housing objectives.

Concurrently, inclusion of local input on projected household or population growth ensures that the resulting RHNA allocation is consistent with the development pattern of the Sustainable Communities Strategy, per Government Code Section 65584.04(m). Solely relying on household growth as the basis for RHNA methodology does not meet all of the objectives

of State housing law and thus was one of the primary reasons it was not recommended as the draft methodology.

- *Transit Accessibility: Objective 2*

As well as being a regionally equitable approach, assigning need based on a jurisdiction's share of the region's population within HQTAs promotes additional objectives of State housing law. Linking regional housing planning to regional transportation and land use planning will increase housing supply and mix of housing types, promotes infill development, the protection of environmental and agricultural resources, the encouragement of efficient development patterns, and the achievement of the region's greenhouse gas reductions targets. Moreover, the linkage to 2045 HQTAs used in the Connect SoCal plan ensures consistency with the development pattern of the Sustainable Communities Strategy, per Government Code Section 65584.04(m).

Moreover, assigning need based on a jurisdiction's share of the region's population within HQTAs promotes an improved relationship between jobs and housing, particularly for low wage jobs and affordable housing. The linkage of housing to HQTAs will increase access to jobs particularly for lower income households. For the full results of the jobs housing balance and fit analyses and maps, please refer to the appendix of the draft RHNA methodology.

- *Job Accessibility: Objectives 2 and 3*

The draft RHNA methodology assigns 50% of existing need directly based on job accessibility. This factor furthers not only the objective of promoting an intraregional relationship between jobs and housing, but also encourages more efficient development patterns by encouraging more housing near employment areas, which will avoid increasing commute times regionally. Similarly, increasing access to jobs also increases housing supply and types in these areas due to the promotion of a more efficient development pattern.

- *Redistribution of "Residual" Existing Housing Need: Objectives 2, 3, 4, and 5*

Existing need that is above an "extremely disadvantaged communities (DACs)" jurisdiction's 2045 household growth will be redistributed back to the rest of the jurisdictions (i.e., non-DACs) within the county based on two factors – transit accessibility and job accessibility. This redistribution strengthens the linkage between the RHNA process and SCAG's Connect SoCal transportation and land use plan, which encourages more efficient development patterns to reduce greenhouse gas emissions, and furthers the housing objective of improving the relationship between jobs and housing.

The redistribution of residual existing need exempts extremely disadvantaged jurisdictions as identified by their low levels of resource. This furthers the objectives of avoiding overconcentration of income groups and affirmatively furthering fair housing since the additional lower income units would be assigned to areas that are identified as having more access to resources than disadvantaged jurisdictions.

- *Social Equity Adjustments: Objectives 4 and 5*

The social equity adjustments applied to existing need and projected need meet the socioeconomic equity and affirmatively furthering fair housing objectives of State housing law. By redistributing income categories across each county, a social equity adjustment avoids assigning additional need in income categories where there is already a high concentration. The higher the percentage used for social equity adjustment, the more accelerated the applied change over the eight-year planning period. This component promotes a mix of housing types, tenure, and affordability, along with socioeconomic equity and affirmatively furthering fair housing and a higher percentage accelerates these objectives.

Additionally, the percentage-based adjustment requires that areas which have a high concentration of higher income households also accommodate lower income households. This mechanism promotes a mix of housing types, tenure, and affordability, along with socioeconomic equity. This component increases the efforts to overcome patterns of segregation and remove barriers that restrict access to opportunity based on protected characteristics.

- *AFFH Adjustment: Objectives 4 and 5*

The TCAC Opportunity Indices include several measures in determining resource levels in different census tracts across the SCAG region. These measures are based on three domains: health and environment, education, and economics, which cover eleven (11) different indicators that measure local conditions relating to racial segregation and concentration of poverty. The inclusion of the Opportunity Indices in the draft RHNA methodology furthers the objectives of AFFH by increasing access to housing opportunity and addressing historical segregation patterns. By extending the use of the Opportunity Indices, it mitigates the overconcentration of income groups by shifting a higher percentage of low income households to areas with higher income and resource areas.

Additionally, the AFFH adjustment also promotes the intraregional relationship between jobs and housing, particularly the balance between low-wage jobs to housing affordable to low-wage workers. The Opportunity Indices' economic domain includes a job proximity factor based on the typical commute distance of low-wage workers. Areas that are marked as higher resource will receive a higher percentage of lower income categories to ensure that affordable housing is accommodated for and linked to low-wage jobs.

Local Planning Factors

As part of the development of the proposed RHNA methodology, SCAG must conduct a survey of planning factors that identify local conditions and explain how each of the listed factors are incorporated into the RHNA methodology. This survey, also known as the “Local Planning Factor” survey, is a specific requirement for the RHNA methodology process and is separate from the local review process of the Growth Forecast used as the basis for determining future growth in the Connect SoCal plan.

The survey was distributed to all SCAG jurisdictions in mid-March 2019 with a posted due date of May 30, 2019. One-hundred and nine (109) jurisdictions, or approximately 55%, submitted a response to the local planning factor survey. To facilitate the conversation about local planning factors, between October 2017 and October 2018 SCAG included these factors as part of the local input survey and surveyed a binary yes/no as to whether these factors impacted jurisdictions. The formal local planning factor survey was pre-populated with the pre-survey answers to help facilitate survey response. The full packet of local planning factor surveys can be downloaded at www.scag.ca.gov/rhna.

SCAG staff reviewed each of the submitted surveys to analyze planning factors opportunities and constraints across the region. The collected information was used to ensure that the methodology will equitably distribute housing need and that underlying challenges as a region are collectively addressed.

- (1) Each member jurisdiction’s existing and projected jobs and housing relationship. This shall include an estimate, based on readily available data, of the number of low-wage jobs within the jurisdiction and how many housing units within the jurisdiction are affordable to low-wage workers as well as an estimate, based on readily available data, of projected job growth and projected household growth by income level within each member jurisdiction during the planning period.*

The draft RHNA methodology directly considers job accessibility and determines a portion of housing need for each jurisdiction based on this factor. Using transportation analysis zones as a basis, the percentage of jobs accessible within a 30 minute drive for a jurisdiction’s population is determined and then weighted based on the jurisdiction’s population size to determine individual shares of regional jobs accessible. Based on a review of other potential mechanisms to factor in jobs into the RHNA methodology, SCAG staff has determined that this mechanism most closely aligns with the goals of State housing law.

One specific mechanism considered relied on setting an ideal ratio of jobs to housing for each jurisdiction and then assigning housing need based on this ratio. However, SCAG staff concluded that there is not a one-size-fits-all jobs to housing ratio for each jurisdiction and a comparison of ratios across the region will not accurately portray established commute sheds that cross jurisdictional boundaries. Notably, a worker residing near a city boundary may work in another city, complicating the integrity of an arbitrary jobs to housing ratio for the jurisdiction.

In regard to furthering the objective of increasing access to affordable housing in proximity to low-wage jobs, there are data limitations in determining an appropriate jobs housing fit, or jobs accessible to low wage workers. SCAG staff reviewed U.S. Census data (from Longitudinal Employer-Household Dynamics, or LEHD Origin-Destination Employment Statistics – LODES) that examined low wage workers and low wage jobs and concluded that basing a total RHNA allocation on this factor may not provide an accurate snapshot of spatial relationships between low wage jobs and affordable housing. Among the limitations are that the study did not include owner-occupied housing due to data complications and that low wage jobs were defined as those paying approximately \$15,000 annually, which creates a definition of low wage that is too narrow for much of the SCAG regional population. Additionally, in the circumstance of a worker holding two or more jobs, only the highest paying job is counted. These limitations would result in an analysis that will miss the bigger picture of assigning affordable housing since both the available data on low wage workers and low wage jobs provide an incomplete story on spatial and economic relationships.

Usage of Opportunity Indices furthers the objective of promoting an improved intraregional relationship between low-wage jobs and affordable housing in each jurisdiction. Generally, low-wage workers tend to commute shorter distances than higher-wage employees due to constraints on mode and cost of travel, though a higher reliance on public transit may lead to longer travel times. Areas identified as high resource areas will receive a higher percentage of affordable housing units, which will improve job access for low income earners and households.

In addition, SCAG conducted an analysis of jobs housing balance, which is a ratio of total jobs to housing units, and its Index of Dissimilarity (IOD), based on historical trends between 2012 and 2017, and on SCAG Growth Forecast projections between 2020 and 2030 at the jurisdictional, county, and regional levels. Rather than rely solely on the ratio of jobs to housing, the analysis reviewed historical and projected trends to determine whether the jobs housing balance is worsening or improving. A separate analysis on historical data for jobs housing fit, or ratio of low wage jobs to affordable rental units, was prepared though there is insufficient data to determine trends for projected jobs housing fit.

At the jurisdictional level, between 2012 and 2017 the jobs and housing balance worsened by 1.9%, and is expected to worsen again between 2020 and 2030 by 2.0%. The historical trend for jobs housing fit also weakened by 1.4% between 2012 and 2017 at the jurisdictional level.

At the county level, between 2012 and 2017 the jobs housing balance improved by 4.8%. While the projected balance is expected to improve between 2020 and 2030, the improvement is at a much smaller rate at 1.3%. Additionally, the historical trend for jobs housing fit worsened by 7.2% between 2012 and 2017 at the county level.

At the regional level, the analysis revealed that the jobs housing balance between 2012 and 2017 worsened by 5.0%, though between 2020 and 2030 the ratio is expected to improve by 1.9%. The historical jobs housing fit for the region worsened by less than 1% between 2012 and 2017.

The results of the jobs housing balance and jobs housing fit analysis indicate that while there is marginal improvement in linking housing to jobs at the regional level in the following decade, the historical trend illustrates that the balance worsened at a greater rate than it is predicted to improve in the future. At the jurisdictional level the balance will progressively worsen in the future in comparison to its historical trend. Additionally, while the overall jobs housing balance improved at the county level between 2012 and 2017, jobs housing fit worsened at a higher rate than progress made for the overall jobs housing balance.

An analysis of low wage jobs to low wage workers at the jurisdictional level outlines areas in the SCAG region that could be considered “affordable housing poor” -- that is, jurisdictions that have a higher number of low wage jobs in comparison to housing affordable to low wage workers. While it would be easy to conclude that these areas need more affordable housing, a more meaningful interpretation is that a distribution pattern based solely on historical household growth may not be the most equitable method of distribution to determine housing need in respect to job housing balance.

The draft methodology appendix contains estimates of the number of low-wage jobs within the jurisdiction, how many housing units within the jurisdiction are affordable to low-wage workers as well as an estimate of projected job growth and projected household growth by income level within each member jurisdiction. Maps illustrating job accessibility are also located within the data appendix. For the full results of the jobs housing balance and fit analyses and maps, please refer to the appendix of the draft RHNA methodology.

- (2) *The opportunities and constraints to development of additional housing in each member jurisdiction, including all of the following:*
- (A) *Lack of capacity for sewer or water service due to federal or state laws, regulations or regulatory actions, or supply and distribution decisions made by a sewer or water service provider other than the local jurisdiction that preclude the jurisdiction from providing necessary infrastructure for additional development during the planning period.*
 - (B) *The availability of land suitable for urban development or for conversion to residential use, the availability of underutilized land, and opportunities for infill development and increased residential densities. The council of governments may not limit its consideration of suitable housing sites or land suitable for urban development to existing zoning ordinances and land use restrictions of a locality, but shall consider the potential for increased residential development under alternative zoning ordinances and land use restrictions. The determination of available land suitable for urban development may exclude lands where the Federal Emergency Management Agency (FEMA) or the Department of Water Resources has determined that the flood management infrastructure designed to protect that land is not adequate to avoid the risk of flooding.*
 - (C) *Lands preserved or protected from urban development under existing federal or state programs, or both, designed to protect open space, farmland, environmental habitats, and natural resources on a long-term basis, including land zoned or designated for*

agricultural protection or preservation that is subject to a local ballot measure that was approved by the voters of that jurisdiction that prohibits or restricts conversion to non-agricultural uses.

- (D) County policies to preserve prime agricultural land, as defined pursuant to Section 56064, within an unincorporated and land within an unincorporated area zoned or designated for agricultural protection or preservation that is subject to a local ballot measure that was approved by the voters of that jurisdiction that prohibits or restricts its conversion to non-agricultural uses.*

Consideration of the above planning factors have been incorporated into the Growth Forecast process and results by way of analysis of aerial land use data, general plan, parcel level property data, open space, agricultural land and resource areas, and forecast surveys distributed to local jurisdictions. The bottom-up Local Input and Envisioning Process, which is used as the basis for both RHNA and SCAG's Connect SoCal (Regional Transportation Plan/Sustainable Communities Strategy) started with an extensive outreach effort involving all local jurisdictions regarding their land use and development constraints. All local jurisdictions were invited to provide SCAG their respective growth perspective and input. The draft methodology directly incorporates local input on projected household growth, which should be a direct reflection of local planning factors such as lack of water or sewer capacity, FEMA-designated flood sites, and open space and agricultural land protection.

Prior RHNA cycles did not promote direct linkage to transit proximity and the draft methodology encourages more efficient land use patterns by utilizing existing as well as future planned transportation infrastructure and preserves areas designated as open space and agricultural lands. In particular the inclusion of transit proximity places an increased emphasis on infill opportunities and areas that are more likely to support higher residential densities.

- (3) The distribution of household growth assumed for purposes of a comparable period of regional transportation plans and opportunities to maximize the use of public transportation and existing transportation infrastructure.*

As indicated above, the Growth Forecast used as the basis for the Connect SoCal Plan is also used as the basis for projected household growth in the draft methodology. The weighting of a jurisdiction's population share within an HQTAs directly maximizes the use of public transportation and existing transportation infrastructure.

- (4) Agreements between a county and cities in a county to direct growth toward incorporated areas of the county, and land within an unincorporated area zoned or designated for agricultural protection or preservation that is subject to a local ballot measure that was approved by the voters of the jurisdiction that prohibits or restricts conversion to nonagricultural uses.*

This planning factor has been identified through the local input process and local planning factor survey collection as affecting growth within Ventura County. The urban growth

boundary, known as Save Our Agricultural Resources (SOAR), is an agreement between the County of Ventura and its incorporated cities to direct growth toward incorporated areas, and was recently extended to 2050. Based on the input collected, SCAG staff has concluded that this factor is already reflected in the draft RHNA methodology since it was considered and incorporated into the local input submitted by jurisdictions.

(5) The loss of units contained in assisted housing developments, as defined in paragraph (9) of subdivision (a) of Section 65583 that changed to non-low-income use through mortgage prepayment, subsidy contract expirations, or termination of use restrictions.

The conversion of low income units into non-low income units is not explicitly addressed through the distribution of existing and projected housing need. Staff has provided statistics in the draft methodology appendix on the potential loss of units in assisted housing developments. The loss of such units affects the proportion of affordable housing needed within a community and the region as a whole.

Local planning factor survey responses indicate that the impact of this factor is not regionally uniform. Many jurisdictions that replied some units are at-risk for losing their affordability status in the near future have indicated that they are currently reviewing and developing local resources to address the potential loss. Based on this, SCAG staff has determined that at-risk units are best addressed through providing data on these units as part of the RHNA methodology and giving local jurisdictions the discretion to address this factor and adequately plan for any at-risk unit loss in preparing their housing elements.

(6) The percentage of existing households at each of the income levels listed in subdivision (e) of Section 65584 that are paying more than 30 percent and more than 50 percent of their income in rent.

An evaluation of survey responses reveals that cost-burdened households, or those who pay at least 30 percent of their household income on housing costs, is a prevalent problem throughout the region. The RHNA methodology also includes in its appendix data from the ACS 2013-2017 on cost-burdened statistics for households who pay more than 30 percent of their income on housing by owner and renter, and for renter households who pay 50 percent or more of their income on housing. The general trend is seen in both high and low income communities, suggesting that in most of the SCAG region high housing costs are a problem for all income levels.

Nonetheless a large number of jurisdictions indicated in the survey that overpaying for housing costs disproportionately impacts lower income households in comparison to higher income households. This issue is exacerbated in areas where there is not enough affordable housing available, particularly in higher income areas. For this reason, the draft RHNA methodology incorporates not only a 150 percent social equity adjustment, but also uses the TCAC Opportunity Indices to distribute the RHNA allocation into the four income categories in areas identified as being the highest resource areas of the region. The Opportunity Indices include a proximity to jobs indicator, particularly for low-wage jobs, which identifies areas with a high geographical mismatch between low wage jobs and

affordable housing. Increasing affordable housing supply in these areas can help alleviate cost-burden experienced by local lower income households because more affordable options will be available.

The reason for using social equity adjustment and opportunity indices to address cost-burden households rather than assigning total need is because it is impossible to determine through the methodology how and why the cost-burden is occurring in a particular jurisdiction. Cost-burden is a symptom of housing need and not its cause. A jurisdiction might permit a high number of units but still experiences cost-burden because other jurisdictions restrict residential permitting. Or, a jurisdiction might have a large number of owner-occupied housing units that command premium pricing, causing cost-burden for high income households and especially on lower income households due to high rents from high land costs. An analysis of existing need indicators by jurisdiction, which is part of the draft methodology data appendix, does not reveal a single strong trend to base a distribution methodology for cost-burden and thus the draft methodology distributes this existing need indicator regionally using social equity adjustment and Opportunity Indices rather than to where the indicators exist.

(7) The rate of overcrowding.

An evaluation of survey responses indicates that there is a variety of trends in overcrowding throughout the region. Overcrowding is defined as more than 1.01 persons per room (not bedroom) in a housing unit. Some jurisdictions have responded that overcrowding is a severe issue, particularly for lower income and/or renter households, while others have responded that overcrowding is not an issue at all. At the regional determination level HCD applied an overcrowding component, which is a new requirement for the 6th RHNA cycle. Because

Similar to cost-burden, overcrowding is caused by an accumulated housing supply deficit and is considered an indicator of existing housing need. The reason for not assigning need directly based on this indicator is because it is impossible to determine through the methodology how and why the overcrowding is occurring in a particular jurisdiction. A jurisdiction that has an overcrowding rate higher than the regional average might be issuing more residential permits than the regional average while the surrounding jurisdictions might not have overcrowding issues but issue fewer permits than the regional average. An analysis of existing need indicators by jurisdiction, which is part of the draft methodology data appendix, does not reveal a single strong trend to base a distribution methodology for overcrowding and thus the draft methodology distributes this existing need indicator regionally rather than to where the indicators exist.

While not specifically surveyed, several jurisdictions have indicated that density has affected their jurisdictions and have requested that the draft methodology should consider this as a factor. While density is not directly addressed as a factor, the social equity adjustment indirectly addresses density particularly for lower income jurisdictions. In housing elements, jurisdictions most demonstrate that a site is affordable for lower income households by applying a “default density”, defined in State housing law as either 20 or 30 dwelling units

per acre depending on geography and population. In other words, a site that is zoned at 30 dwelling units per acre is automatically considered as meeting the zoning need for a low income household.

However there is not a corresponding default density for above moderate income zoning. Assigning a lower percentage of lower income households than existing conditions indirectly reduces future density since the jurisdiction can zone at lower densities if it so chooses. While this result does not apply to higher income jurisdictions, directing growth toward less dense areas for the explicit purpose of reducing density is in direct contradiction to the objectives of state housing law, especially for promoting infill development and socioeconomic equity, the protection of environmental and agricultural resources, the encouragement of efficient development pattern.

(8)The housing needs of farmworkers.

The draft methodology appendix provides data on agricultural jobs by jurisdiction as well as workers by place of residence. The survey responses indicate that most jurisdictions do not have agricultural land or only have small agricultural operations that do not necessarily require designated farmworker housing. For the geographically concentrated areas that do have farmworker housing, responses indicate that many jurisdictions already permit or are working to allow farmworker housing by-right in the same manner as other agricultural uses are allowed. Jurisdictions that are affected by the housing needs of farmworkers can be assumed to have considered this local factor when submitting feedback on SCAG's Growth Forecast. A number of jurisdictions reiterated their approach in the local planning factor survey response.

Similar to at-risk units, the draft methodology does not include a distribution mechanism to distribute farmworker housing. However, SCAG has provided data in its draft methodology appendix related to this factor and encourages local jurisdictions to adequately plan for this need in their housing elements.

(9)The housing needs generated by the presence of a private university or a campus of the California State University or the University of California within any member jurisdiction.

SCAG staff has prepared a map outlining the location of four-year private and public universities in the SCAG region along with enrollment numbers from the California School Campus Database (2018). Based on an evaluation of survey responses that indicated a presence of a university within their boundaries, SCAG staff concludes that most housing needs related to university enrollment are addressed and met by dormitories provided by the institution both on- and off-campus. No jurisdiction expressed concern in the surveys about student housing needs due to the presence of a university within their jurisdiction.

However, some jurisdictions have indicated outside of the survey that off-campus student housing is an important issue within their jurisdictions and are in dialogue with HCD to determine how this type of housing can be integrated into their local housing elements. Because this circumstance applies to only a handful of jurisdictions, it is recommended that

housing needs generated by a public or private university be addressed in the jurisdiction's housing element if it is applicable.

(10)The loss of units during a state of emergency that was declared by the Governor pursuant to the California Emergency Services Act (Chapter 7 (commencing with Section 8550) of Division 1 of Title 2), during the planning period immediately preceding the relevant revision pursuant to Section 65588 that have yet to be rebuilt or replaced at the time of the analysis.

Replacement need, defined as units that have been demolished but not yet replaced, are included as a component of projected housing need in the draft RHNA methodology. To determine this number, HCD reviewed historical demolition permit data between 2008 and 2017 (reporting years 2009 and 2018) as reported by the California Department of Finance (DOF), and assigned SCAG a regional replacement need of 0.5% of projected and existing need, or 34,010 units.

There have been several states of emergency declared for fires in the SCAG region that have destroyed residential units, as indicated by several jurisdictions in their local planning factor survey responses. Survey responses indicate that a total of 1,785 units have been lost regionally from fires occurring after January 1, 2018. Units lost from fires that occurred prior to January 1, 2018, have already been counted in the replacement need for the 6th RHNA cycle.

In spring 2019, SCAG conducted a replacement need survey with jurisdictions to determine units that have been replaced on the site of demolished units reported. Region wide 23,545 of the region's demolished units still needed to be replaced based on survey results. The sum of the number of units needing to be replaced based on the replacement need survey and the number of units reported as lost due to recent states of emergency, or 25,330, is lower than HCD's regional determination of replacement need of 34,010. One can reasonably conclude that units lost based on this planning factor are already included in the regional total and distributed, and thus an extra mechanism to distribute RHNA based on this factor is not necessary to meet the loss of units.

(11)The region's greenhouse gas emissions targets provided by the State Air Resources Board pursuant to Section 65080.

An assessment of survey responses indicate that a number of jurisdictions in the SCAG region are developing efforts for more efficient land use patterns and zoning that would result in greenhouse gas emissions. These include a mix of high-density housing types, neighborhood based mixed-use zoning, climate action plans, and other local efforts to reduce greenhouse gas emissions at the regional level.

The draft RHNA methodology includes a distribution of 25 percent of regional existing need based on a jurisdiction's share of regional population within an HQT. The linkage between housing planning and transportation planning will allow for a better alignment between the RHNA allocation plan and the Connect SoCal RTP/SCS. It will promote more efficient development land use patterns, encourage transit use, and importantly reduce greenhouse

gas emissions. This will in turn support local efforts already underway to support the reduction of regional greenhouse gas emissions.

Moreover the draft methodology includes the Growth Forecast reviewed with local input as a distribution component, particularly for projected housing need. Local input is a basis for SCAG's Connect SoCal Plan, which addresses greenhouse gas emissions at the regional level since it is used to reach the State Air Resources Board regional targets. An analysis of the consistency between the RHNA and Connect SoCal Plan is included as an attachment to this document.

(12) Any other factors adopted by the council of governments that further the objectives listed in subdivision (d) of Section 65584, provided that the council of governments specifies which of the objectives each additional factor is necessary to further. The council of governments may include additional factors unrelated to furthering the objectives listed in subdivision (d) of Section 65584 so long as the additional factors do not undermine the objectives listed in subdivision (d) of Section 65584 and are applied equally across all household income levels as described in subdivision (f) of Section 65584 and the council of governments makes a finding that the factor is necessary to address significant health and safety conditions.

No other planning factors were adopted by SCAG to review as a specific local planning factor.

Affirmatively Furthering Fair Housing (AFFH)

Among a number of changes due to recent RHNA legislation is the inclusion of affirmatively furthering fair housing (AFFH) as both an addition to the listed State housing objectives of Government Section 65588 and to the requirements of RHNA methodology as listed in Government Code Section 65584.04(b) and (c), which includes surveying jurisdictions on AFFH issues and strategies and developing a regional analysis of findings from the survey.

AFFH Survey

The AFFH survey accompanied the required local planning factor survey and was sent to all SCAG jurisdictions in mid-March 2019 with a posted due date of May 30, 2019. Ninety (90) of SCAG's 197 jurisdictions completed the AFFH survey, though some jurisdictions indicated that they would not be submitting the AFFH survey due to various reasons. The full packet of surveys submitted prior to the development of the proposed methodology packet can be downloaded at www.scag.ca.gov/rhna.

Jurisdictions were asked various questions regarding fair housing issues, strategies and actions. These questions included:

- Describe demographic trends and patterns in your jurisdiction over the past ten years. Do any groups experience disproportionate housing needs?
- To what extent do the following factors impact your jurisdiction by contributing to segregated housing patterns or racially or ethnically-concentrated areas of poverty?
- To what extent do the following acts as determinants for fair housing and compliance issues in your jurisdiction?
- What are your public outreach strategies to reach disadvantaged communities?
- What steps has your jurisdiction undertaken to overcome historical patterns of segregation or remove barriers to equal housing opportunity?

The survey questions were based on the U.S. Department of Housing and Urban Development (HUD) Analysis of Impediments to Fair Housing Choice survey that each jurisdiction, or their designated local Housing Authority, must submit to HUD to receive Community Development Block Grant (CDBG) funds. For the AFFH survey, jurisdictions were encouraged to review their HUD-submitted surveys to obtain data and information that would be useful for submitting the AFFH survey.

Pursuant to Government Code Section 65584.04(c), the following is an analysis of the survey results.

Themes

Several demographic themes emerged throughout the SCAG region based on submitted AFFH surveys. A high number of jurisdictions indicated that their senior populations are increasing and many indicated that the fixed income typically associated with senior populations might have an effect on housing affordability. Other jurisdictions have experienced an increase in minority populations, especially among Latino and Asian groups. There is also a trend of the loss of young adults (typically younger than 30) and a decrease in the number of families with children in more suburban locations due to the rise in housing costs.

Barriers

There was a wide variety of barriers reported in the AFFH survey, though a number of jurisdictions indicated they did not have any reportable barriers to fair access to housing. Throughout the SCAG region, communities of all types reported that community opposition to all types of housing was an impediment to housing development. Sometimes the opposition occurred in existing low income and minority areas. Some jurisdictions indicated that high opportunity resource areas currently do not have a lot of affordable housing or Section 8 voucher units while at the same time, these areas have a fundamental misunderstanding of who affordable housing serves and what affordable housing buildings actually look like. Based on these responses, it appears that community opposition to housing, especially affordable housing and the associated stigma with affordable housing, is a prevalent barrier throughout the SCAG region.

Other barriers to access to fair housing are caused by high land and development costs since they contribute to very few affordable housing projects being proposed in higher opportunity areas. The high cost of housing also limits access to fair housing and is a significant contributing factor to disparities in access to opportunity. Increasing property values were reported across the region and some jurisdictions indicated that they are occurring in existing affordable neighborhoods and can contribute to gentrification and displacement. Additionally, during the economic downturn a large number of Black and Latino homeowners were disproportionately impacted by predatory lending practices and therefore entered foreclosure in higher numbers than other populations.

Other barriers reported in the AFFH survey include the lack of funding available to develop housing after the dissolution of redevelopment agencies in 2012. Moreover, some jurisdictions indicated that the lack of regional cooperation contributes to segregation.

Strategies to Overcome Barriers

All submitted AFFH surveys indicated that their respective jurisdictions employed at least a few strategies to overcome barriers to access fair housing. These strategies ranged from local planning and zoning tools to funding assistance to innovative outreach strategies.

In regard to planning and zoning tools, a number of jurisdictions indicated they have adopted inclusionary zoning ordinances or an in-lieu fee to increase the number of affordable units within their jurisdictions. Others have adopted an accessory dwelling unit (ADU) ordinance with accommodating standards to allow for higher densities in existing single-family zone neighborhoods. A few jurisdictions indicated that they have adopted an unpermitted dwelling unit (UDU) ordinance, which legalizes unpermitted units instead of removing them provided that the units meet health and safety codes. In addition to ADU and UDU ordinances, some jurisdictions have also adopted density bonuses, which allow a project to exceed existing density standards if it meets certain affordability requirements. Some responses in the survey indicate that the establishment of some of these tools and standards have reduced community opposition to projects. In addition, some jurisdictions responded that they have reduced review times for residential permit approvals and reduced or waived fees associated with affordable housing development.

To combat gentrification and displacement, some jurisdictions have established rent-stabilization ordinances while others have established a rent registry so that the jurisdiction can monitor rents

and landlord practices. Some jurisdictions have adopted relocation plans and others are actively seeking to extend affordability covenants for those that are expiring.

In regard to funding, SCAG jurisdictions provide a wide variety of support to increase the supply of affordable housing and increase access to fair housing. A number of jurisdictions provide citywide rental assistance programs for low income households and some indicated that their programs include favorable home purchasing options. Some of these programs also encourage developers to utilize the local first-time homebuyer assistance program to specifically qualify lower income applicants.

Other jurisdictions indicate that they manage housing improvement programs to ensure that their existing affordable housing stock is well maintained. Some AFFH surveys describe local multiple rental assistance programs, including Section 8 Housing Choice vouchers and financial support of tenant/landlord arbitration or mediation services.

Some jurisdictions indicated that they have focused on mobile homes as a way to increase access to fair housing. There are programs described that assist households that live in dilapidated and unsafe mobile homes in unpermitted mobile home parks by allowing the household to trade in their mobile home in exchange for a new one in a permitted mobile park. Other programs include rental assistance specifically for households who live in mobile homes.

In regard to community outreach, a large number of jurisdictions in the SCAG region have established or are seeking to establish innovative partnerships to increase access to fair housing and reduce existing barriers. Many jurisdictions work with fair housing advocacy groups such as the Housing Rights Center, which provide community workshops, counseling, and tenant-landlord mediation services. Other jurisdictions have established landlord-tenant commissions to resolve housing disputes and provide services to individuals with limited resources. Some jurisdictions have partnered with advocacy groups, such as the League of United Latin American Citizens (LULAC), to hold community-based workshops featuring simultaneous multi-lingual translations. Other innovative partnerships created by jurisdictions include those with local schools and school districts and public health institutions to engage disadvantaged groups and provide services to areas with limited resources.

A large number of jurisdictions have also indicated that they have increased their social media presence to reach more communities. Others have also increased their multi-lingual outreach efforts to ensure that limited-English proficiency populations have the opportunity to engage in local fair housing efforts.

Based on the AFFH surveys submitted by jurisdictions, while there is a wide range of barriers to fair housing opportunities in the SCAG region there is also a wide range of strategies to help overcome these barriers at the local level.

Meeting AFFH Objectives on a Regional Basis

To work towards the objective of AFFH, several benchmarks were reviewed as potential indicators of increasing access to fair housing and removing barriers that led to historical segregation patterns.

Opportunity Indices

The objectives of affirmatively furthering fair housing are to not only overcome patterns of segregation, but to also increase access to opportunity for historically marginalized groups, particularly in racially and ethnically concentrated areas of poverty. In 2015 the U.S. Department of Housing and Urban Development (HUD) developed a set of indices, known as “Opportunity Indices” to help states and jurisdictions identify factors that contribute to fair housing issues in their region and comply with the federal Fair Housing Act.

In 2015 the U.S. Department of Housing and Urban Development (HUD) developed a set of indices, known as “Opportunity Indices” to help states and jurisdictions identify factors that contribute to fair housing issues in their region and comply with the federal Fair Housing Act. In late 2017, a Task Force convened by HCD and the California Tax Credit Allocation Committee (TCAC) released an “Opportunity mapping” tool based on these HUD indices to identify areas in California that can “offer low-income children and adults the best chance at economic advancement, high educational attainment, and good physical and mental health.”

The TCAC and HCD Opportunity mapping tool includes a total of eleven (11) census-tract level indices to measure exposure to opportunity in local communities. Regional patterns of segregation can be identified based on this tool. The indices are based on indicators such as poverty levels, low wage job proximity, pollution, math and reading proficiency. Below is a summary table of the 11 indices sorted by type:

Economic	Environment	Education
Poverty	CalEnviroScreen 3.0 indicators	Math proficiency
Adult education		Reading proficiency
Employment		High school graduation rates
Low-wage job proximity		Student poverty rate
Median home value		<ul style="list-style-type: none"> • <i>Ozone</i> • <i>PM2.5</i> • <i>Diesel PM</i> • <i>Drinking water contaminates</i> • <i>Pesticides</i> • <i>Toxic releases from facilities</i> • <i>Traffic density</i> • <i>Cleanup sites</i> • <i>Groundwater threats</i> • <i>Hazardous waste</i> • <i>Impaired water bodies</i> • <i>Solid waste sites</i>

To further the objectives of AFFH, SCAG utilizes the Opportunity indices tool at multiple points in the recommended draft RHNA methodology. Jurisdictions that have the highest concentration of population in low resource areas are exempted from receiving regional residual existing need, which

will result in fewer units assigned to areas identified as having high rates of poverty and racial segregation. Additionally, jurisdictions with the highest concentration of population within highest resource areas will receive a higher social equity adjustment, which will result in more access to opportunity for lower income households.

Public Engagement

The development of a comprehensive RHNA methodology requires comprehensive public engagement. Government Code Section 65584.04(d) requires at least one public hearing to receive oral and written comments on the proposed methodology, and also requires SCAG to distribute the proposed methodology to all jurisdictions and requesting stakeholders, along with publishing the proposed methodology on the SCAG website. The official public comment period on the proposed RHNA methodology began on August 1, 2019 after Regional Council action and concluded on September 13, 2019.

To maximize public engagement opportunities, SCAG staff hosted four public workshops to receive verbal and written comment on the proposed RHNA methodology and an additional public information session in August 2019:

- August 15, 6-8 p.m. Public Workshop, Los Angeles (View-only webcasting available)
- August 20, 1-3 p.m. Public Workshop, Los Angeles (Videoconference at SCAG regional offices and View-only webcasting available)
- August 22, 1-3 p.m., Public Workshop, Irvine
- August 27, 6-8 p.m., Public Workshop, San Bernardino (View-only webcasting available)
- August 29, 1-3pm Public Information Session, Santa Clarita

Approximately 250 people attended the workshops in-person, at videoconference locations, or via webcast. Over 35 individual verbal comments were shared over the four workshops.

To increase participation from individuals and stakeholders that are unable to participate during regular working hours, two of the public workshops were held in the evening hours. One of the workshops was held in the Inland Empire. SCAG worked with its Environmental Justice Working Group (EJWG) and local stakeholder groups to reach out to their respective contacts in order to maximize outreach to groups representing low income, minority, and other traditionally disadvantaged populations.

Almost 250 written comments were submitted by the comment deadline and included a wide range of stakeholders. Approximately 50 percent were from local jurisdictions and subregions, and the other 50 percent were submitted by advocacy organizations, industry groups, residents and resident groups, and the general public. All of the comments received, both verbal and written, were reviewed by SCAG staff, and were used as the basis for developing the draft RHNA methodology.

The increased involvement by the number of jurisdictions and stakeholders beyond the municipal level compared to prior RHNA cycles indicate an increased level of interest by the public in the housing crisis and its solutions, and the efforts of SCAG to meet these interests. As part of its housing

program initiatives, SCAG will continue to reach out to not only jurisdictions, but to advocacy groups and traditionally disadvantaged communities that have not historically participated in the RHNA process and regional housing planning. These efforts will be expanded beyond the RHNA program and will be encompassed into addressing the housing crisis at the regional level and ensuring that those at the local and community level can be part of solutions to the housing crisis.

Additional Draft Methodology Supporting Materials

Please note that additional supporting materials for the Draft Methodology have been posted on SCAG’s RHNA website at www.scag.ca.gov/rhna including Data Appendix, Local Planning Factor Survey Responses and Affirmatively Furthering Fair Housing Survey Responses.



MAIN OFFICE
900 Wilshire Blvd., Suite 1700
Los Angeles, CA 90017
T: (213) 236-1800
www.scag.ca.gov

REGIONAL OFFICES

IMPERIAL COUNTY
1503 N. Imperial Ave., Suite 104
El Centro, CA 92243
T: (760) 353-7800

ORANGE COUNTY
OCTA Building
600 South Main Street, Suite 741
Orange, CA 92868
T: (714) 542-3687

RIVERSIDE COUNTY
3403 10th Street, Suite 805
Riverside, CA 92501
T: (951) 784-1513

SAN BERNARDINO COUNTY
Santa Fe Depot
1170 West 3rd Street, Suite 140
San Bernardino, CA 92410
T: (909) 806-3556

VENTURA COUNTY
4001 Mission Oaks Blvd., Suite L
Camarillo, CA 93012
T: (805) 642-2800



The L.A. Grand Hotel Downtown, Olympic Room
333 S. Figueroa Street, Los Angeles, California 90071
December 5, 2019

To: Executive/Administration Committee (EAC)

**EXECUTIVE DIRECTOR'S
APPROVAL**

From: Art Yoon, Director of Policy and Public Affairs,
(213) 236-1840, ArtYoon@scag.ca.gov

Subject: December State and Federal Legislative Update

RECOMMENDED ACTION:

Receive and File

STRATEGIC PLAN:

This item supports the following Strategic Plan Goal 2: Advance Southern California's policy interests and planning priorities through regional, statewide, and national engagement and advocacy.

STATE

Special Elections Update

On November 5, 2019, voters headed to the polls for a special election in Assembly District (AD) 1 and elected Megan Dahle with 57.3 percent of the vote. The vacancy was created by her husband Brian Dahle's election to the State Senate after Ted Gaines was elected to the State Board of Equalization last year. AD-1 covers all of Lassen, Modoc, Nevada, Plumas, Shasta, Sierra, and Siskiyou counties and parts of Butte and Placer counties.

Governor Gavin Newsom also announced March 3, 2020 as the date for the primary special elections in Congressional District (CD) 25 and Senate District (SD) 28 to fill the vacancies left by Congresswoman Katie Hill, who resigned from Congress, and Senator Jeff Stone, who was appointed as the Western States Director for the U.S. Department of Labor. If no candidate in either primary receives 50 percent plus one of the vote, a runoff between the top two candidates will be held on May 12, 2020. For CD-25, voters will also select the two nominees for the November general election on the same ballot in March. Special elections will coincide with the state's regularly scheduled primary on Super Tuesday, where a total of 14 states, American Samoa, and registered Democrats living outside the United States will vote in presidential primary elections.

CD-25 encompasses part of northern Los Angeles County and part of eastern Ventura County, including the cities of Lancaster, Palmdale, Santa Clarita, and Simi Valley.

OUR MISSION

To foster innovative regional solutions that improve the lives of Southern Californians through inclusive collaboration, visionary planning, regional advocacy, information sharing, and promoting best practices.

OUR VISION

Southern California's Catalyst for a Brighter Future

OUR CORE VALUES

Be Open | Lead by Example | Make an Impact | Be Courageous

SD-28 encompasses the Riverside County cities of Blythe, Canyon Lake, Cathedral City, Coachella, Desert Hot Springs, Indian Wells, Indio, Lake Elsinore, La Quinta, Murrieta, Temecula, Palm Desert, Palm Springs, Rancho Mirage, and Wildomar.

State Legislature to Reconvene

The Legislature will reconvene for the second session of its two-year cycle on January 6, 2020 and, Governor Newsom is expected to submit his proposed Fiscal Year (FY) 2020-2021 state budget on January 10, 2020. The budget guides how the state will spend tax revenues in areas like health care, housing, education, transportation, and emergency preparedness. On November 20, 2020, the state Legislative Analyst's Office (LAO) estimated that California will have a \$7 billion surplus next fiscal year.

When the Legislature reconvenes, all legislative measures that did not advance in the last session (referred to as two-year bills) must clear any remaining committees in the house of origin and be reported to the floor by January 24, 2020. Moreover, each house must pass all bills introduced in the previous session by January 31, 2020 or they die.

FEDERAL

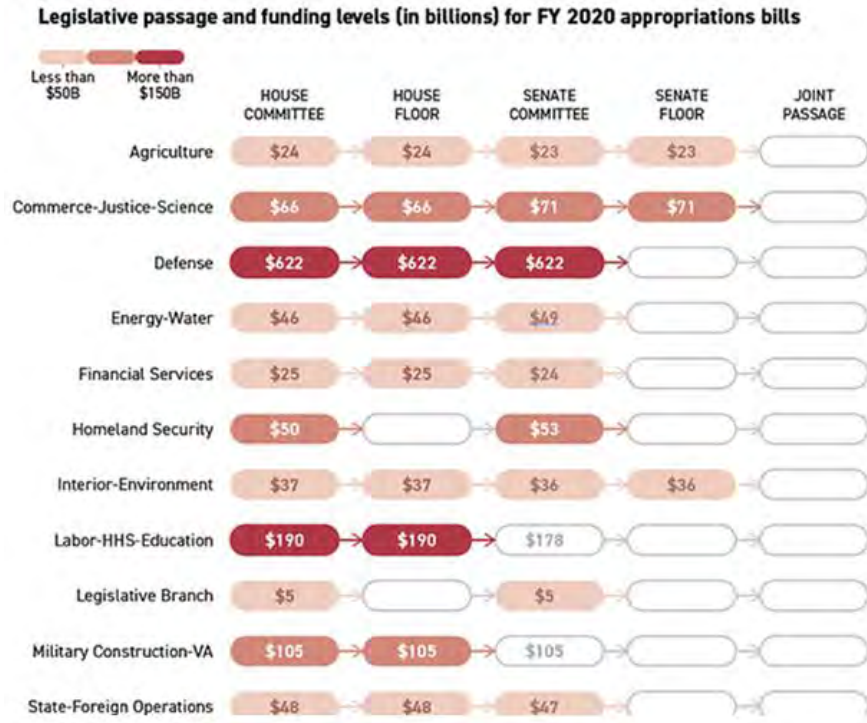
Federal Appropriations Update

The annual federal appropriations process involves the passage of 12 appropriations bills by both the House of Representatives (House) and Senate. Each appropriations bill funds various federal departments and collectively form the federal budget. The start of a new fiscal year – on October 1 – is the deadline for these 12 bills or a Continuing Resolution (CR) that maintains current funding levels to be passed by Congress and signed by the President.

During the summer of 2019, the House began work on its version of the 12 appropriations bills. The House did so despite not having a spending agreement in place that would provide spending totals for FY 2020. The House's efforts led to the passage of its version for 10 of the 12 spending bills. Conversely, the Senate chose to wait until a spending agreement was in place before passing any of its versions of the 12 spending bills.

On August 2, 2019, President Trump signed House Resolution (H.R.) 3877 – the Bipartisan Budget Act of 2019 – which represents an agreement between congressional leaders and President Trump for FY 2020 and FY 2021.

The bill established the spending totals for discretionary spending for the two fiscal years, suspended the debt limit, and modified budget procedures. With H.R. 3877 signed into law, Senate leaders began moving forward with passing its version of the 12 spending bills.



Source: Politico

October 1, 2019 marked the beginning of FY 2020. Because Congress did not pass all 12 appropriations bills, congressional leaders and President Trump agreed to an eight-week

CR, thus averting a federal government shutdown and extending current funding levels through November 21, 2019. The CR provides Congress more time to finish its work on the dozen FY 2020 appropriations bills that would have otherwise needed to be passed before October 1, 2019.

On November 18, 2019, House and Senate leaders announced that they had secured a deal on a second short-term CR that would extend government funding until December 20, 2019 and avert a federal government shutdown. Apart from maintaining current funding levels, the CR contains additional provisions (colloquially known as ‘riders’), including a provision that repeals a section of the Fixing America’s Surface Transportation (FAST) Act that would rescind \$7.569 billion of highway contract authority on July 1, 2020. The Eno Center for Transportation estimates that California would lose \$280 million if that FAST Act provision were in effect. The CR also includes a 3.1% increase in military pay and increased funding for the Department of Commerce to fulfill its 2020 Census responsibilities. The passage of another CR will provide Congress more time to pass the federal budget for FY 2020. Congressional leaders still have to come to an agreement on subcommittee allocations (known as 302(b)s) for the 12 appropriation bills, hence the delay in the process.

Vehicle Emissions Standards Update

In August 2018, the Environmental Protection Agency (EPA) and National Highway Traffic Safety Administration (NHTSA) proposed the Safer Affordable Fuel Efficient (SAFE) Vehicles Rule, which would change existing Corporate Average Fuel Economy (CAFE) standards and greenhouse gas (GHG) emissions standards for passenger vehicles and light trucks. Current CAFE standards require new cars and light trucks to reach an average of 54.5 miles per gallon by 2025. However, the proposed rule would freeze federal emissions standards at 2020 levels through 2026 and eliminate the waiver that allows California to set its own stricter emissions standards, which gets special treatment under the Clean Air Act thanks to its historic smog problems.

In July 2019, the California Air Resources Board (CARB) and four automakers — Ford, Volkswagen, Honda and BMW North America — reached a surprise agreement on a set of terms for light-duty GHG emissions standards to maintain one national solution. Under the framework, these vehicles will average 50 miles per gallon by 2026, hitting the target one year later than under the Obama-era rules, but far above what is being proposed by the Trump Administration. Two other automakers, including Mercedes-Benz, were set to join the deal, however, the United States Department of Justice (DOJ) launched an investigation into the automakers for antitrust violations. Both Senators Feinstein and Harris sent separate letters to DOJ raising concerns that the investigation is politically motivated.

In September 2019, EPA and NHTSA issued Part I of the final SAFE Vehicles Rule and withdrew the 2013 California Clean Air Act Waiver. It made clear that federal law preempts state and local standards and zero-emissions vehicle (ZEV) mandates. This first part of the rule will be effective November 26, 2019, and the EPA and NHTSA will finalize Part II – the federal fuel economy standards – by the end of the year.

The following day California, in coordination with 22 states, Washington D.C., San Francisco and the cities of Los Angeles and New York, filed suit in U.S. District Court for the District of Columbia requesting the court grant permanent injunctive relief by declaring the preemption portion of the final rule unlawful. The brief does not request temporary injunctive relief meaning that the rule will be implemented during litigation. On November 15, 2019, Attorney General Xavier Becerra filed a separate suit in the D.C. Circuit Court of Appeals against the EPA for revoking the 2013 California Clean Air Act Waiver. Litigation is anticipated to reach the Supreme Court, signaling that this will be a drawn-out process.

Local Impact of the SAFE Vehicles Rule

The change in standards could have significant impacts on transportation plans and projects throughout California, including SCAG's ability to perform the required transportation conformity analyses for both the Connect SoCal plan – the regional transportation plan – and the upcoming 2021 Federal Transportation Improvement Program. In California, a unique air quality emissions

model (EMFAC), which is approved by the EPA, estimates emissions rates for passenger vehicles operating in California. Transportation agencies use the EMFAC model to demonstrate that each region and the state is conforming to the requirements of the federal Clean Air Act. Once the rule takes effect, the EMFAC model will be invalid, and transportation agencies will be unable to demonstrate that their projects conform to federal Clean Air Act requirements.

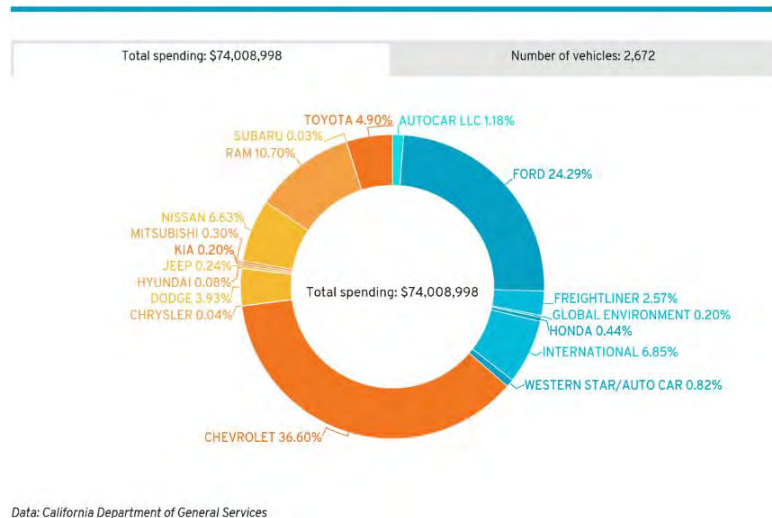
CARB, the California State Transportation Agency (CalSTA), and the California Department of Transportation (Caltrans) formed a joint working group to explore impacts on conformity and transportation planning. CARB will release an EMFAC Adjustment Tool by the end of November to replace the current EMFAC model. It should be noted that the new adjustment tool has not been reviewed or given concurrence by the EPA. Furthermore, the adjustment tool may need to be updated once Part II of the SAFE Vehicles Rule is finalized.

California Vehicle Fleet Purchases

On November 15, 2019, the California Department of General Services (DGS) announced new vehicle purchasing policies for the state fleet in an effort to reduce GHG emissions under Executive Order N-19-19, which Governor Newsom signed to realign state transportation funds to reduce greenhouse gases and emissions. First, DGS will immediately prohibit state agencies from purchasing vehicles solely powered by an internal combustion engine favoring hybrid and electric vehicles. The state makes exemptions for public safety vehicles. Secondly, beginning on January 1, 2020, DGS will require state agencies to purchase vehicles from automobile manufacturers that recognize the State of California’s authority to set its own GHG and ZEV standards and have committed to producing vehicles that adhere to emissions reduction goals.

In October 2019, General Motors, Fiat Chrysler and Toyota announced that they would be supporting the Trump Administration in a lawsuit brought by environmentalists against the rollback of vehicle fuel economy standards. This decision is expected to hurt General Motors particularly hard because the state spent more than \$27 million on vehicles from GM-owned Chevrolet in 2018. According to DGS data the state owns 14,000 Fords; 8,800 Chevrolets; 3,900 Dodges; 2,100 Ram trucks; 1,250 Toyotas; 300 Hondas; and two Volkswagens.

CA fleet purchases: 2018





FISCAL IMPACT:

Work associated with the State and Federal Legislative Update is contained in the Indirect Cost budget, Legislation 810-0120.10.



The L.A. Grand Hotel Downtown, Olympic Room
333 S. Figueroa Street, Los Angeles, California 90071
December 5, 2019

To: Executive/Administration Committee (EAC)

**EXECUTIVE DIRECTOR'S
APPROVAL**

From: Basil Panas, Chief Financial Officer, 213-236-1817,
panas@scag.ca.gov

Subject: CFO Monthly Report

RECOMMENDED ACTION:

For Information Only - No Action Required

STRATEGIC PLAN:

This item supports the following Strategic Plan Goal 7: Secure funding to support agency priorities to effectively and efficiently deliver work products.

AUDITS:

Caltrans - On November 4, 2019, SCAG staff traveled to Sacramento and presented to Caltrans a Plan of Cost Substitution which seeks to satisfy the repayment amount of \$4,401,565 by substituting eligible costs already paid from SCAG's local funding source (Transportation Development Act). If the Plan of Cost Substitution is approved by the State, FTA and FHWA, SCAG will not be required to repay \$4,401,565 out of the General Fund.

On November 7, 2019, SCAG transmitted its responses to Caltrans regarding the action items in the Caltrans letter of October 8, 2019, to SCAG.

Annual Audit - SCAG's outside independent auditors, Eide Bailly LLP, are currently drafting their FY19 audit report and we plan to issue the Comprehensive Annual Financial Report in December.

MEMBERSHIP DUES:

72% of the FY20 dues assessment was collected as of November 12th. 11 cities and 1 county have yet to pay their dues.

BUDGET & GRANTS (B&G):

Amendment 2 to the FY 2019-20 (FY20) Overall Work Program (OWP) is scheduled for a special Executive/Administration Committee (EAC) meeting on December 5, 2019. This amendment will include the programming of unexpended Consolidated Planning Grant (CPG) funds and Transportation Development Act (TDA) funds for ongoing regional transportation projects; adjusting various state and federal grant balances; and adjusting staff time allocations in various OWP tasks.

OUR MISSION

To foster innovative regional solutions that improve the lives of Southern Californians through inclusive collaboration, visionary planning, regional advocacy, information sharing, and promoting best practices.

OUR VISION

Southern California's Catalyst for a Brighter Future

OUR CORE VALUES

Be Open | Lead by Example | Make an Impact | Be Courageous



CONTRACTS:

In October 2019, the Contracts Department issued three (3) Request for Proposal, awarded two (2) contracts; issued seven (7) contract amendments; and processed 44 Purchase Orders to support ongoing business and enterprise operations. Staff also administered 117 consultant contracts. Contracts staff continued to negotiate better pricing and reduced costs for services. Thus far in fiscal year 2020, the Contracts Department contract staff has negotiated \$8,635.70 budget savings.

ATTACHMENT(S):

1. 120519 CFO Charts



Office of the Chief Financial Officer

Monthly Status Report

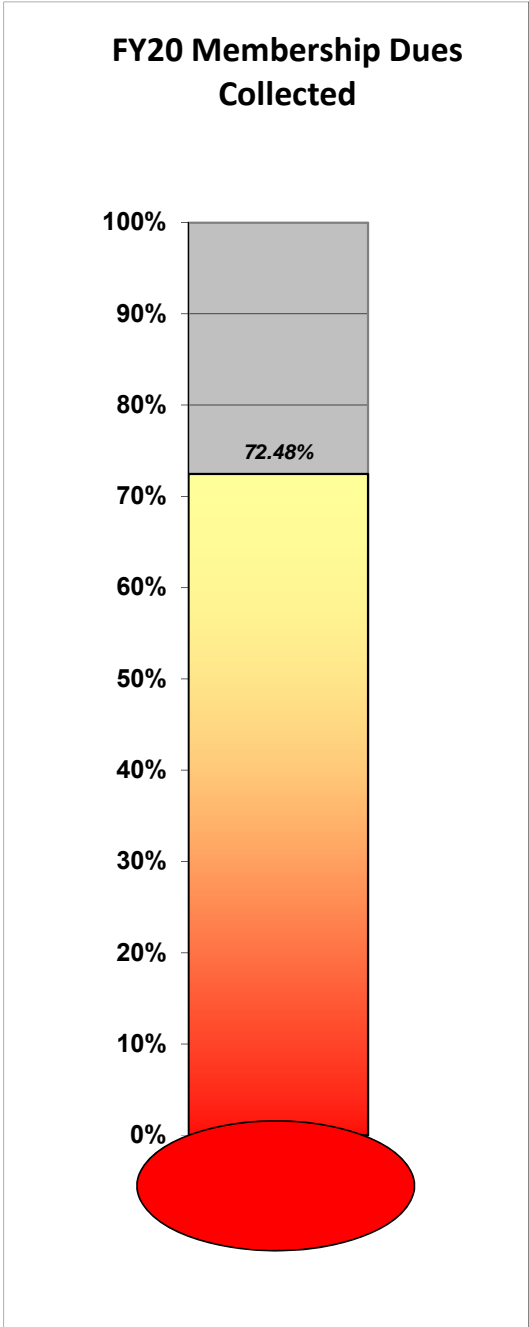
OCTOBER 2019

OVERVIEW

As of November 12, 2019, 178 cities and 5 counties had paid their FY20 dues. This represents 71.0% of the dues assessment. 11 cities and one county had yet to pay their dues. Two cities are being recruited for membership.

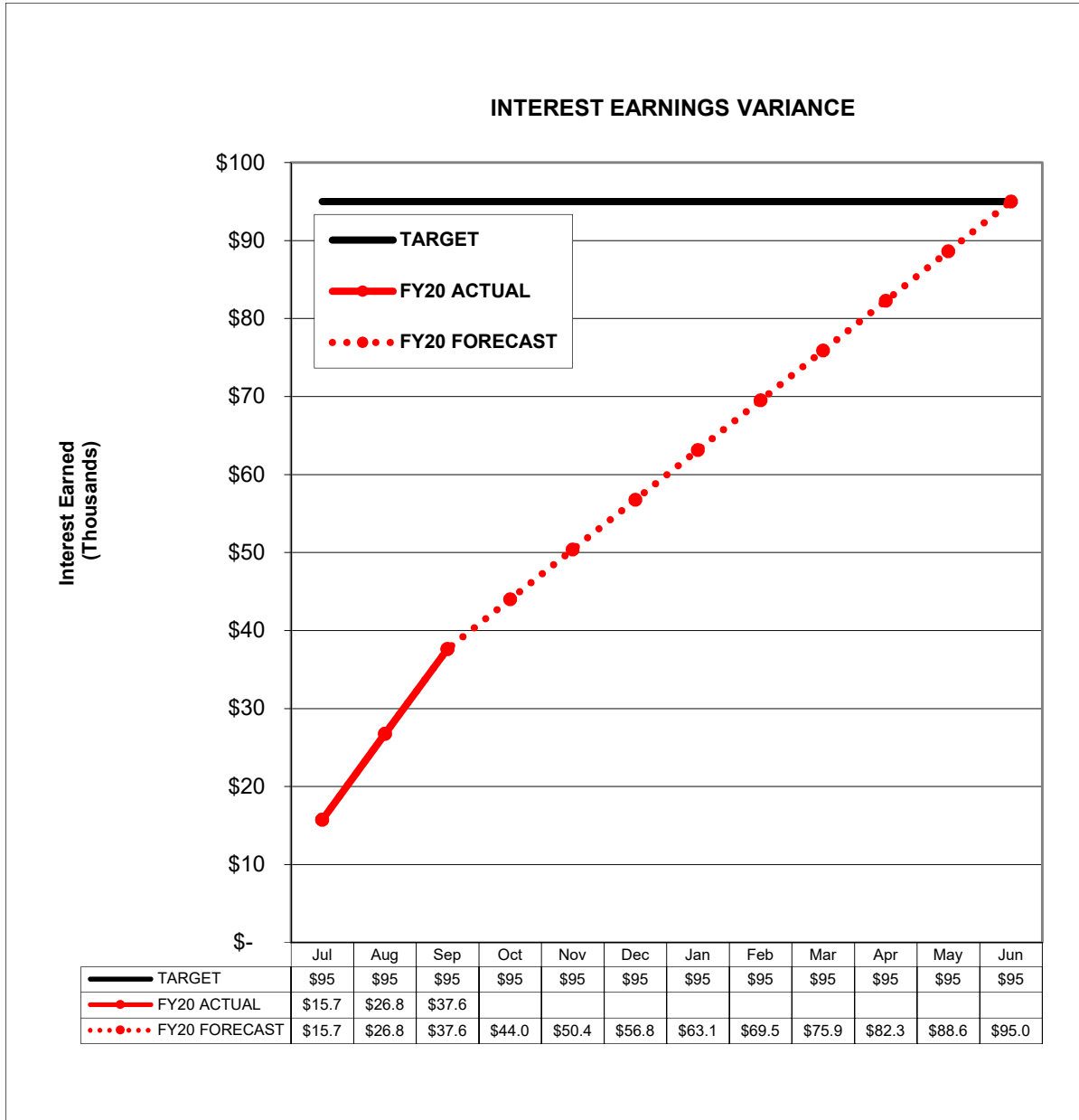
SUMMARY

FY20 Membership Dues	<u>\$ 2,113,909</u>
Total Collected	<u>\$ 1,532,157</u>
Percentage Collected	<u>72.48%</u>





Office of the CFO
Interest Earnings Variance



Attachment: 120519 CFO Charts (CFO Monthly Report)

OVERVIEW

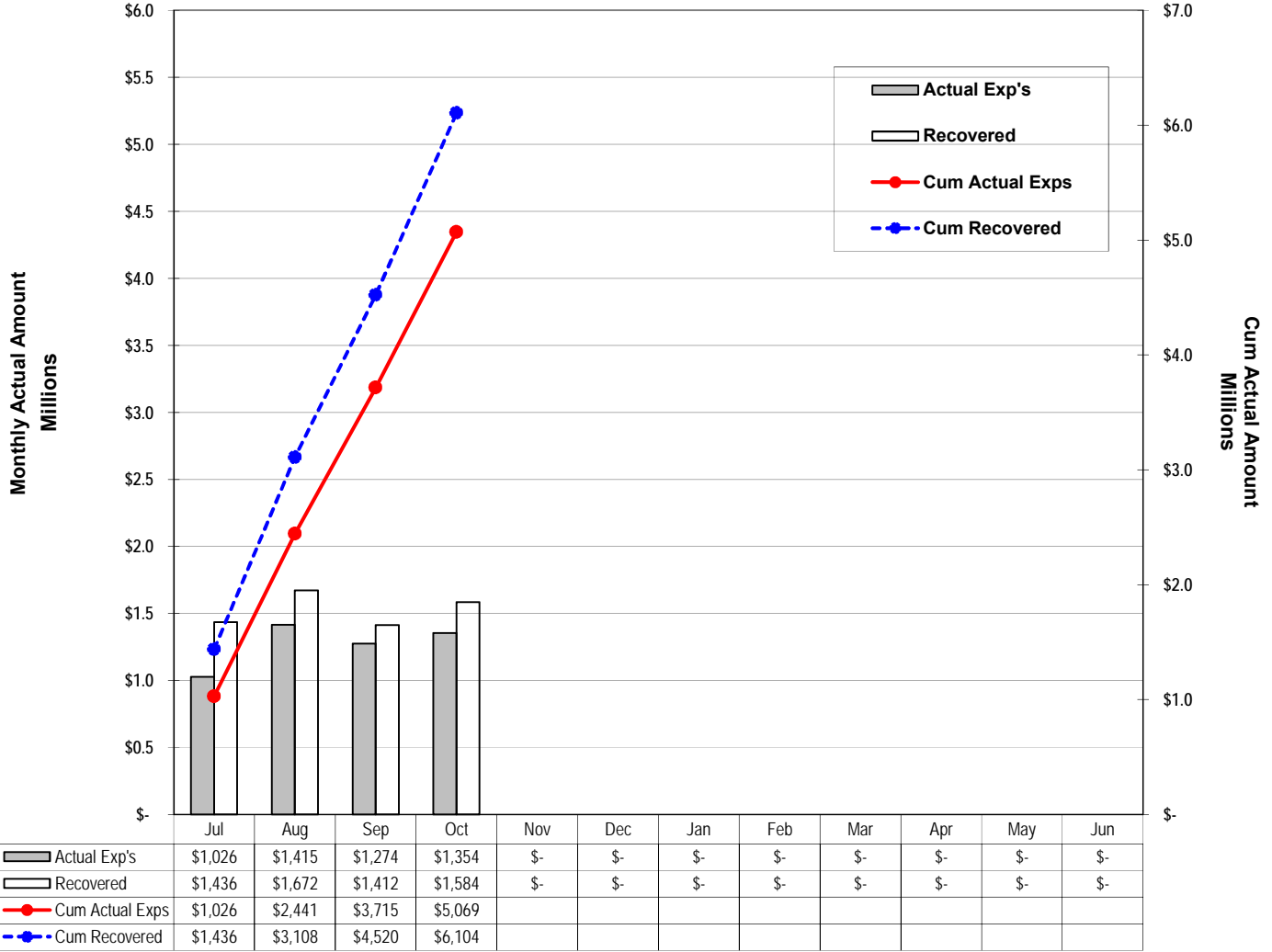
Actual interest income is plotted against the target amount. The amount credited to SCAG's account through September was \$37,643. The LA County Pool earned 2.04% in September.

SUMMARY

The amount projected for FY20 is \$95,000.



FY20 INDIRECT COST & RECOVERY



Attachment: 120519 CFO Charts (CFO Monthly Report)

OVERVIEW

A comparison of Indirect Cost (IC), incurred by SCAG vs. IC recovered from SCAG's grants.

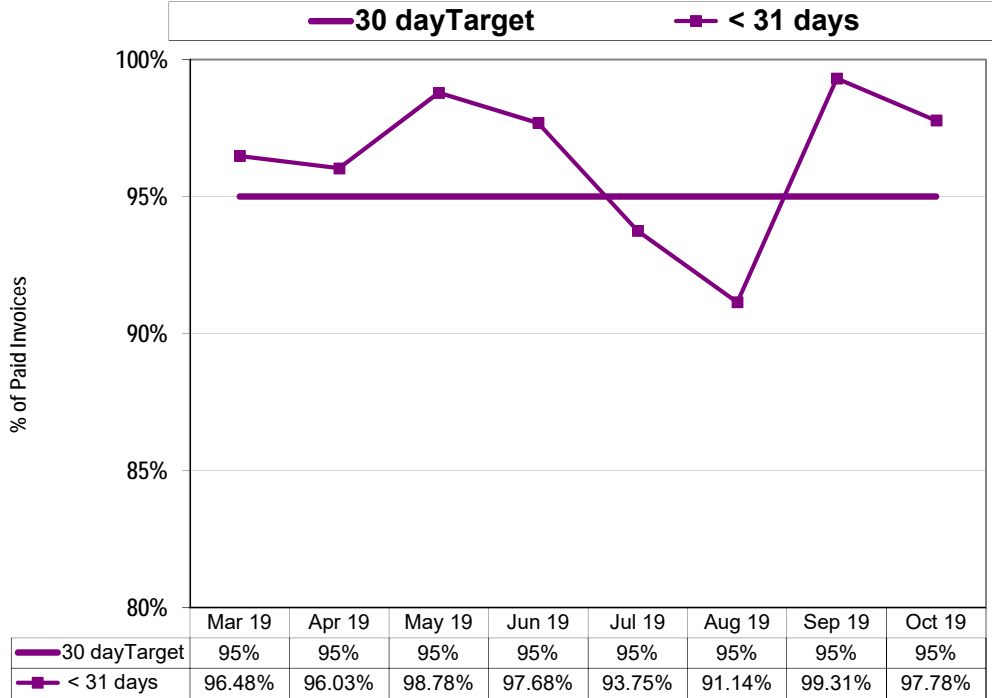
SUMMARY

Through October 2019, SCAG was over-recovered by \$1,035,363 due to unspent Indirect Cost budget.

Office of the CFO
Invoice Aging



INVOICE AGING



OVERVIEW

The percent of total invoices paid within 30 days. The target is to pay 95% of all invoices within 30 days. This goal was met.

SUMMARY

97.78% of October 2019's payments were made within 30 days of invoice receipt.
At month-end, 45 invoices remained unpaid less than 30 days.

Actual

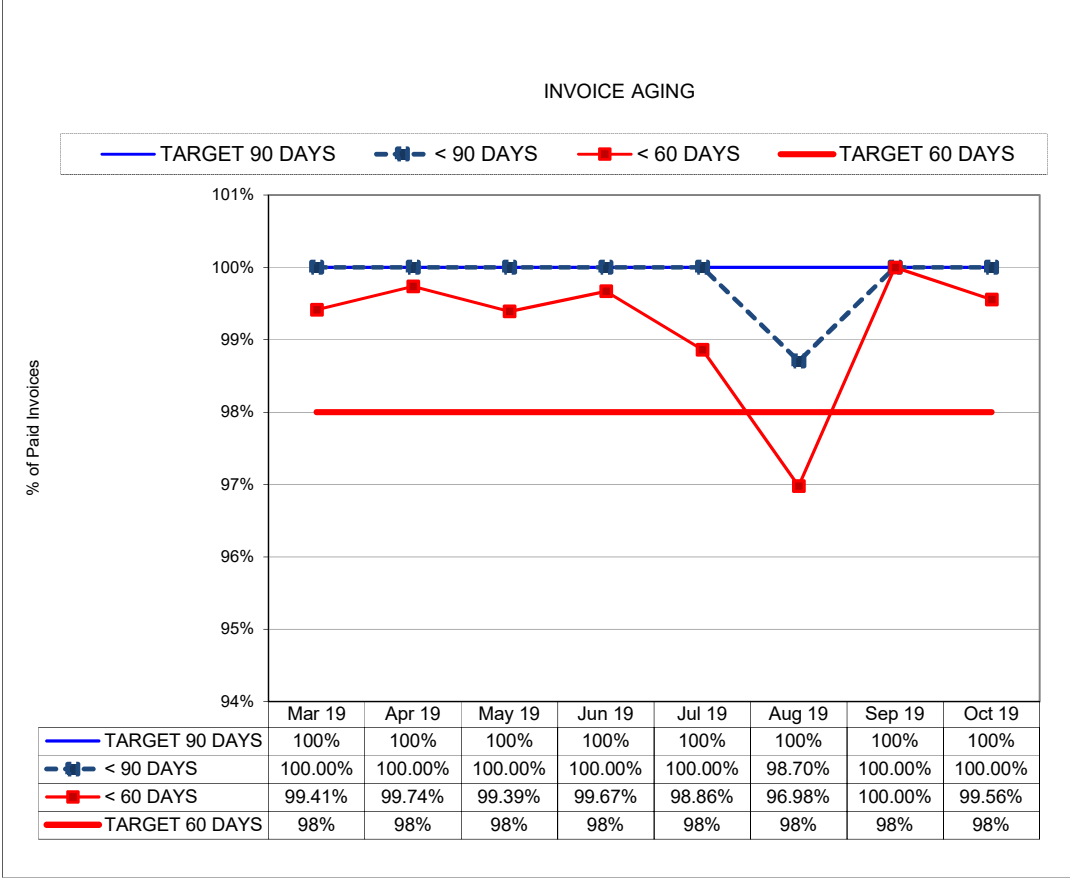
OVERVIEW

The percent of total invoices paid within 60 and 90 days. The target is to pay 98% of invoices within 60 days and 100% within 90 days.

SUMMARY

These goals were met during this period.

99.56% of October 2019's payments were within 60 days of invoice receipt and 100.00% within 90 days. Invoices unpaid 30-60 days totaled 35; 60-90 days: 15; >90 days: 2.



Attachment: 120519 CFO Charts (CFO Monthly Report)



Office of the CFO
Consolidated Balance Sheet

	9/30/2019	10/31/2019	Incr (decr) to equity	COMMENTS
Cash at Bank of the West	\$ 4,406,525	\$ 993,422		
LA County Investment Pool	\$ 4,859,136	\$ 4,978,027		
Cash & Investments	\$ 9,265,660	\$ 5,971,449	\$ (3,294,212)	Related to \$2.7M increase in uncollected receivables combined with reduced Emp. Related Liab (\$407K) & A/P (\$261K)
Accounts Receivable	\$ 9,901,016	\$ 12,608,409	\$ 2,707,393	Billings of \$2.4M to FHWA, \$159K to FTA 5303
Other Current Assets	\$ 5,628,086	\$ 5,160,769	\$ (467,316)	Net amort of \$237K in prepaids combined with IC fund over-recovered \$230K
Fixed Assets - Net Book Value	\$ 6,672,535	\$ 6,672,535	\$ -	No change.
Total Assets	\$ 31,467,297	\$ 30,413,163	\$ (1,054,134)	
Accounts Payable	\$ (405,278)	\$ (139,192)	\$ 266,087	Higher invoice activity
Employee-related Liabilities	\$ (679,544)	\$ (272,958)	\$ 406,587	September had 11 unpaid working days while October had 4.
Deferred Revenue	\$ (229,059)	\$ (254,059)	\$ (25,000)	Port Hueneme Cash Match for VC Freight Corridor Study
Total Liabilities and Deferred Revenue	\$ (1,313,881)	\$ (666,208)	\$ 647,674	
Fund Balance	\$ 30,153,416	\$ 29,746,955	\$ (406,461)	
WORKING CAPITAL				
	9/30/2019	10/31/2019	Incr (decr) to working capital	
Cash	\$ 9,265,660	\$ 5,971,449	\$ (3,294,212)	
Accounts Receivable	\$ 9,901,016	\$ 12,608,409	\$ 2,707,393	
Accounts Payable	\$ (405,278)	\$ (139,192)	\$ 266,087	
Employee-related Liabilities	\$ (679,544)	\$ (272,958)	\$ 406,587	
Working Capital	\$ 18,081,853	\$ 18,167,709	\$ 85,855	

Attachment: 120519 CFO Charts (CFO Monthly Report)



Office of the CFO
Fiscal Year-To-Date Expenditure Report Through October 31, 2019

COMPREHENSIVE BUDGET

		Adopted Budget	Amended Budget	Expenditures	Commitments	Budget Balance	% Budget Spent
1	Staff & Allocated Fringe Benefits	540,920	540,920	169,039	-	371,881	31.3%
2	51001 Allocated Indirect Costs	674,563	674,563	210,791	-	463,772	31.2%
3	54300 SCAG Consultants	291,400	278,847	26,119	114,698	138,031	9.4%
4	54340 Legal costs	120,000	120,000	6,197	17,003	96,800	5.2%
5	55210 Software		12,553	12,553	78,300	(78,300)	100.0%
6	55441 Payroll, bank fees	12,500	12,500	1,390	11,110	(0)	11.1%
7	55600 SCAG Memberships	116,000	116,000	76,069	-	39,931	65.6%
8	55610 Professional Membership	11,500	11,500	5,202	556	5,741	45.2%
9	55620 Res mat/sub	2,000	2,000	531	-	1,469	26.5%
10	55830 Conference - Registration	1,000	1,000	-	-	1,000	0.0%
11	55860 Scholarships	32,000	32,000	-	-	32,000	0.0%
12	55910 RC/Committee Mtgs	25,000	25,000	-	-	25,000	0.0%
13	55912 RC Retreat	10,000	10,000	12,616	-	(2,616)	126.2%
14	55914 RC General Assembly	672,000	672,000	50,000	1	621,999	7.4%
15	55915 Demographic Workshop	28,000	28,000	-	8	27,992	0.0%
16	55916 Economic Summit	100,000	100,000	15,000	1	84,999	15.0%
17	55918 Housing Summit	20,000	20,000	-	-	20,000	0.0%
19	55920 Other Meeting Expense	75,000	75,000	23,426	40,539	11,035	31.2%
20	55925 RHNA Subgrl Delegation	500,000	500,000	-	-	500,000	0.0%
21	55xxx Miscellaneous other	101,966	101,966	33,090	50,357	18,519	32.5%
22	55940 Stipend - RC Meetings	210,485	210,485	61,880	-	148,605	29.4%
23	56100 Printing	30,000	30,000	-	-	30,000	0.0%
24	58100 Travel - outside SCAG region	92,500	92,500	3,217	-	89,283	3.5%
25	58101 Travel - local	36,500	36,500	9,479	-	27,021	26.0%
26	58110 Mileage - local	28,500	28,500	11,289	-	17,211	39.6%
27	58150 Travel Lodging	13,500	13,500	5,611	-	7,889	41.6%
28	58800 RC Sponsorships	200,000	200,000	41,885	26,600	131,515	20.9%
29	Total General Fund	3,945,334	3,945,334	775,384	339,173	2,830,777	19.7%
30				-			
31	Staff & Allocated Fringe Benefits	15,383,005	15,383,005	4,726,266	-	10,656,739	30.7%
32	51001 Allocated Indirect Costs	19,182,124	19,187,403	5,893,653	-	13,293,750	30.7%
33	54300 SCAG Consultants	29,075,454	32,956,385	554,162	13,572,151	18,830,072	1.7%
34	54302 Non-Profits/IHL	485,000	535,000	-	-	535,000	0.0%
35	54303 Consultants TC - FTA 5303	6,265,889	6,265,889	63,099	1,119,574	5,083,217	1.0%
36	54340 Legal Services - FTA 5303	200,000	200,000	-	200,000	-	0.0%
37	54360 Pass-through Payments	4,480,619	4,480,619	-	4,480,619	(0)	0.0%
38	55210 Software Support	250,000	250,000	153,792	114	96,094	61.5%
39	55250 Cloud Services	489,330	489,330	58,357	181,643	249,330	11.9%
40	5528x Third Party Contributions	5,739,013	5,739,013	1,263,451	-	4,475,562	22.0%
41	55284 Toll Credits	718,703	-	-	-	-	#DIV/0!
42	55310 F&F Principal	239,928	239,928	78,687	161,242	-	32.8%
43	55315 F&F Interest	27,635	27,635	10,120	17,515	-	36.6%
44	55320 AV Principal	133,703	133,703	43,764	89,939	-	32.7%
45	55325 AV Interest	6,390	6,390	2,327	4,063	-	36.4%
46	55xxx Office Expenses	2,000	2,000	151	-	1,849	7.6%
47	55520 Hardware Supp	5,000	5,000	843	-	4,157	16.9%
48	55580 Outreach/Advertisement	50,000	50,000	-	-	50,000	0.0%
49	55610 Professional Memberships	2,500	2,500	-	-	2,500	0.0%
50	55620 Resource Materials - subscrib	934,455	934,455	76,798	112,072	745,585	8.2%
51	55730 Capital Outlay	300,000	300,000	-	-	300,000	0.0%
52	55810 Public Notices	57,000	57,000	62	187	56,751	0.1%
53	55830 Conf. Registration	3,500	3,500	443	-	3,057	12.7%
54	55920 Other Meeting Expense	54,000	54,000	594	-	53,406	1.1%
55	55930 Miscellaneous	294,228	722,473	-	-	722,473	0.0%
56	56100 Printing	15,000	15,000	-	-	15,000	0.0%
57	58xxx Travel	293,750	293,750	29,454	-	264,296	10.0%
58	58800 RC Sponsorships		-	10,000	-	(10,000)	#DIV/0!
59	59090 Exp - Local Other	6,268,529	6,268,529	-	-	6,268,529	0.0%
60	Total OWP & TDA Capital	90,956,755	94,602,507	12,966,022	19,939,119	61,697,367	13.7%
61				-			
62	Comprehensive Budget	94,902,089	98,547,841	13,741,405	20,278,292	64,528,144	13.9%

Attachment: 120519 CFO Charts (CFO Monthly Report)



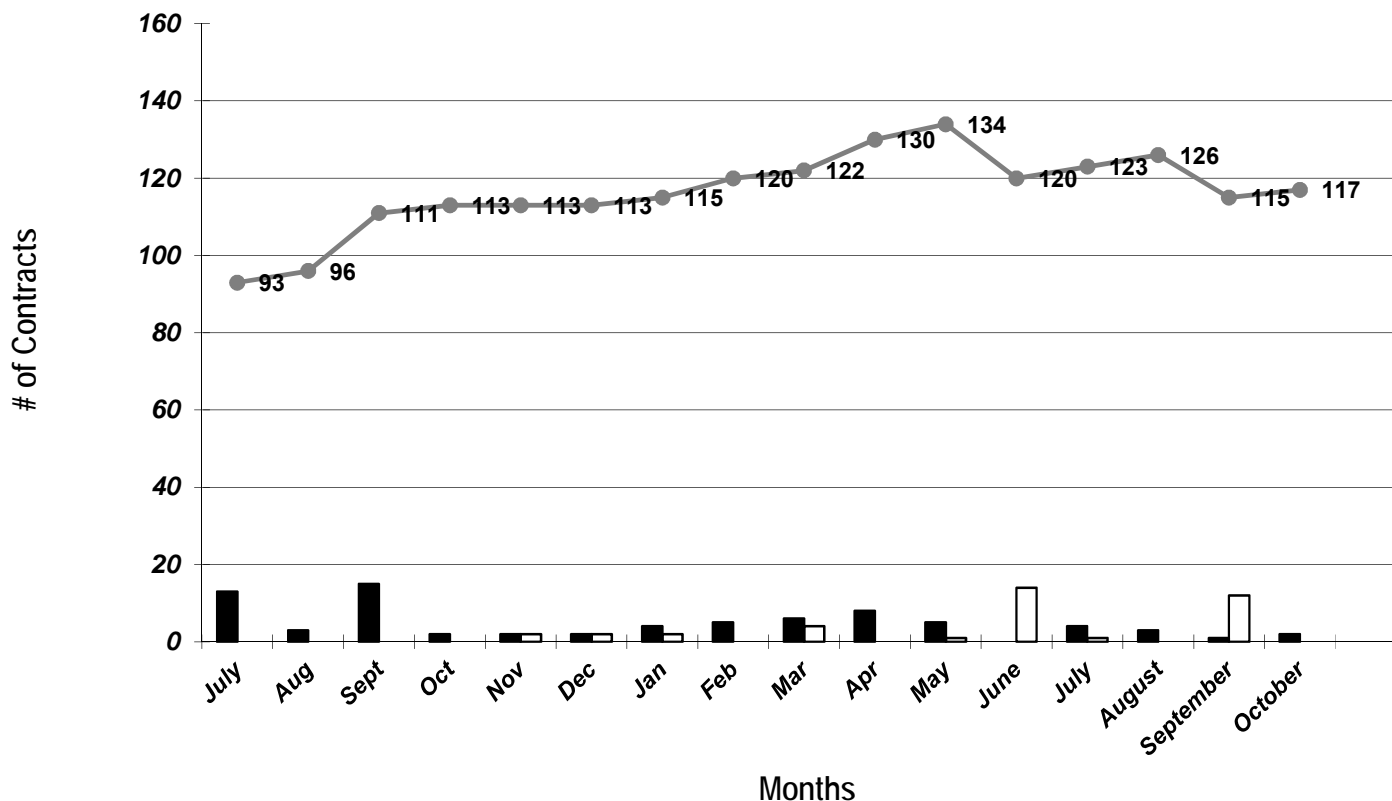
Office of the CFO
Fiscal Year-To-Date Expenditure Report Through October 31, 2019

INDIRECT COST EXPENDITURES

			Adopted Budget	Amended Budget	Expenditures	Commitments	Budget Balance	% Budget Spent
1	50010	Regular Staff	5,649,706	5,647,349	2,140,755		3,506,594	37.9%
2	50013	Regular OT	1,000	1,000	1,176		(176)	117.6%
3	50014	Interns, Temps, Annuity	75,000	75,000	49,212		25,788	65.6%
4	50030	Severance	80,000	80,000	-		80,000	0.0%
5	51xxx	Allocated Fringe Benefits	4,507,099	4,505,225	1,447,253	-	3,057,972	32.1%
6	54300	SCAG Consultants	292,150	292,150	9,798	-	282,353	3.4%
7	54301	Consultants - Other	1,041,600	1,041,600	105,952	369,767	565,882	10.2%
8	54340	Legal	40,000	40,000	(1,500)	1,500	40,000	-3.8%
9	55210	Software Support	519,400	515,803	354,011	2,162	159,630	68.6%
10	55220	Hardware Supp	415,000	415,000	121,507	132,468	161,025	29.3%
11	55230	Computer Maintenance	250,000	250,000	-	-	250,000	0.0%
12	55240	Repair & Maint Non-IT	26,500	26,500	4,028	22,472	0	15.2%
13	55270	Software Purchases		3,597	3,597	-	(0)	100.0%
14	55315	F&F Interest	11,604	11,604	4,249	-	7,355	36.6%
15	55325	AV Interest	19,745	19,745	7,189	-	12,556	36.4%
16	55400	Office Rent DTLA	1,538,000	1,538,000	389,254	1,148,746	0	25.3%
17	55410	Office Rent Satellite	260,000	260,000	96,025	163,975	0	36.9%
18	55415	Offsite Storage	5,000	7,500	1,089	1,765	4,646	14.5%
19	55420	Equip Leases	100,000	100,000	17,832	52,596	29,573	17.8%
20	55430	Equip Repairs & Maint	1,000	1,690	1,690	-	1	100.0%
21	55435	Security Services	100,000	100,000	14,731	51,783	33,486	14.7%
22	55440	Insurance	238,385	238,385	110,134	-	128,251	46.2%
23	55441	Payroll / Bank Fees	15,000	15,000	3,164	11,836	0	21.1%
24	55445	Taxes	5,000	5,000	-	-	5,000	0.0%
25	55460	Mater & Equip < \$5,000 *	64,000	63,310	1,230	350	61,730	1.9%
26	55510	Office Supplies	73,800	73,800	13,365	60,435	(0)	18.1%
27	55520	Graphic Supplies	2,500	2,500	-	-	2,500	0.0%
28	55530	Telephone	195,000	195,000	51,593	83,347	60,060	26.5%
29	55540	Postage	10,000	10,000	306	9,694	0	3.1%
30	55550	Delivery Svc	5,000	5,000	611	4,389	0	12.2%
31	55580	Outreach/Advertisement		-	-	-	0	#DIV/0!
32	55600	SCAG Memberships	76,200	76,200	26,668	26,191	23,341	35.0%
33	55610	Prof Memberships	1,500	1,500	240	-	1,260	16.0%
34	55611	Prof Dues	1,350	1,350	120	-	1,230	8.9%
35	55620	Res Mats/Subscrip	70,800	70,800	25,747	7,679	37,374	36.4%
36	55700	Deprec - Furn & Fixt	185,000	185,000	-	-	185,000	0.0%
37	55710	Deprec - Computer Equipment	-	-	-	-	0	#DIV/0!
38	55715	Amortiz - Software	1,684	1,684	-	-	1,684	0.0%
39	55720	Amortiz - Leasehold Improvements	62,500	62,500	-	-	62,500	0.0%
40	55800	Recruitment Notices	25,000	25,000	5,289	-	19,711	21.2%
41	55801	Recruitment - other	45,000	45,000	5,991	38,734	275	13.3%
42	55810	Public Notices	2,500	2,500	-	-	2,500	0.0%
43	55820	In House Training	30,000	30,000	-	4,999	25,001	0.0%
44	55830	Networking Meetings/Special Events	22,500	22,500	3,208	5,000	14,292	14.3%
45	55840	Training Registration	65,000	65,000	24,083	-	40,917	37.1%
46	55920	Other Mtg Exp	2,500	2,500	25	-	2,475	1.0%
47	55950	Temp Help	105,000	105,000	10,505	20,907	73,588	10.0%
48	55xxx	Miscellaneous - other	6,500	8,231	-	-	8,231	0.0%
49	56100	Printing	23,000	23,000	6,584	-	16,416	28.6%
50	58100	Travel - Outside	82,800	82,800	8,775	-	74,025	10.6%
51	58101	Travel - Local	19,500	19,500	1,422	-	18,078	7.3%
52	58110	Mileage - Local	23,500	23,500	1,829	-	21,671	7.8%
53	58120	Travel Agent Fees	3,000	3,000	347	-	2,653	11.6%
54		Total Indirect Cost	16,396,323	16,396,323	5,069,082	2,220,795	9,106,446	30.9%

Attachment: 120519 CFO Charts (CFO Monthly Report)

SCAG Contracts (Year to Date)



Overview

This chart shows the number of contracts administered by the Contracts division, by month, from July 2018 thru October 2019

- Awarded Contracts
- Closed Contracts
- Active Contracts



Summary

The chart shows that the Contracts Department is managing One hundred-seventeen. Forty-nine are Cost Plus Fixed Fee contracts, 30 are fixed price contracts, and the remaining 38 are Time and Materials (T&M) contracts (includes Labor Hour and Retainer contracts). The Contracts Department anticipates issuing approximately 60 contracts for FY 2019-20. Note, due to the nature of SCAG's work, the majority of SCAG contracts have a one year term and end on June 30th each year.

Office of the CFO
Staffing Report as of November 1, 2019



GROUPS	Authorized Positions	Filled Positions	Vacant Positions
Executive	8	7	1
Legal	2	2	0
Policy & Public Affairs	18	17	1
Administration	49	42	7
Planning & Programs	74	71	3
Total	151	139	12

OTHER POSITIONS

GROUPS	Limited Term Positions	Interns or Volunteers	Temp Positions	Agency Temps
Executive	0	0	0	0
Legal	0	0	0	0
Policy & Public Affairs	2	1	0	0
Administration	0	0	2	0
Planning & Programs	2	9	1	0
Total	4	10	3	0

Attachment: 120519 CFO Charts (CFO Monthly Report)