

# LET YOUR NEXT VEHICLE BE AN ELECTRIC VEHICLE (EV)

**\$800/year**  
in fuel  
cost savings

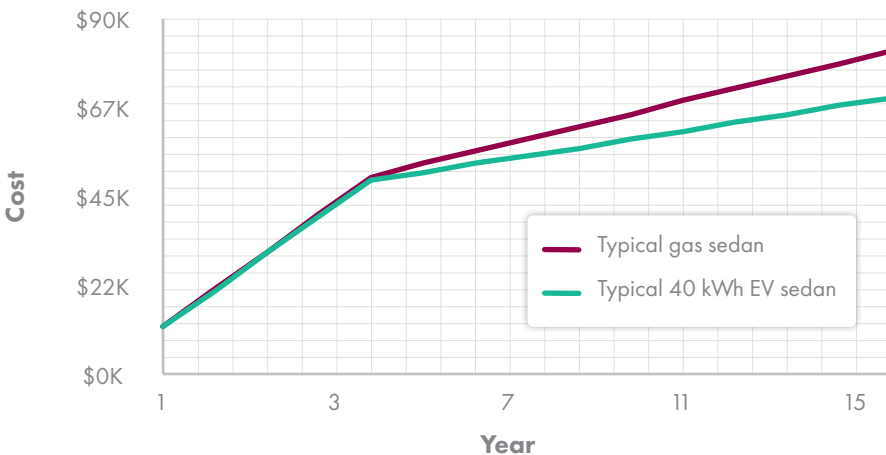
**Up to**  
**8-year/**  
**100k-mile**  
**battery**  
**warranty**

**\$700/year** on  
maintenance  
cost savings

**New EVs**  
starting under  
**\$35k**  
(before incentives)

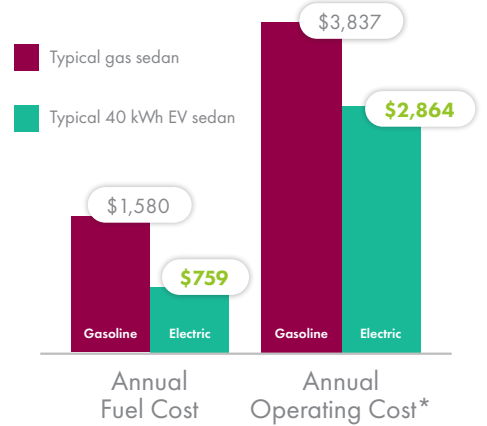
See available EVs at <https://afdc.energy.gov/vehicles/search/>

## LIFETIME COST OF OWNERSHIP



Average savings calculated using the Alternative Fuels Data Center Vehicle Cost Calculator (<https://afdc.energy.gov/calc/>)

## SAMPLE ANNUAL VEHICLE OWNERSHIP COSTS



\*Includes fuel, tires, maintenance, registration, license, and insurance

Average savings calculated using the Alternative Fuels Data Center Vehicle Cost Calculator (<https://afdc.energy.gov/calc/>)

### EV DRIVING BENEFITS

- > Quiet ride
- > Fun to drive
- > Smooth operation
- > Better handling
- > Increased reliability

### EV ENVIRONMENTAL BENEFITS

- > No tailpipe emissions
- > Cleaner air
- > Greenhouse Gas emission reduction
- > Improved community health and air quality

# ALL THE WAYS TO CHARGE

## Level 1 Charger



### Level 1 Charger

Uses a standard 110-V household outlet. Very low cost and ideal for overnight residential charging. Recharges 3.5-6.5 miles of range per hour.


## J1772



### Level 2 Charger

Ideal for overnight residential, workplace, and commercial charging. Low-mid cost and recharges 14-35 miles of range per hour. All EVs can use Level 2 chargers.

## CHAdemo CCS-1 Tesla



### Level 3 DC Fast Charger

Ideal for short stops along major travel corridors. High cost but can recharge up to 80% in under 30 minutes. Different EV brands are compatible with different chargers.



Charge at home, at work, or on the road



20,000 charging stations in Los Angeles County with another 40,000 being added by the end of 2025

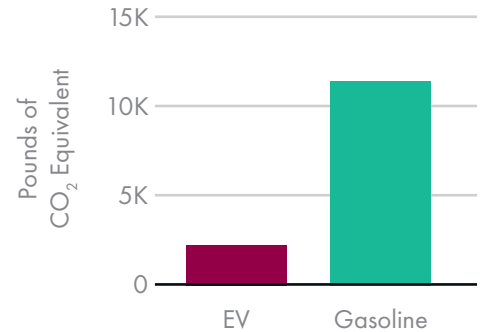


If you rent, ask your landlord about installation

To find the location of your nearest EV charging station, visit: [www.plugshare.com](http://www.plugshare.com)

BECAUSE CALIFORNIA USES A LOT OF CLEAN ENERGY, THE EMISSIONS FROM DRIVING AN EV ARE SIGNIFICANTLY LESS THAN A GASOLINE VEHICLE.

## Emissions Savings (Annual) EV vs. Gasoline




Emissions for California calculated using the Alternative Fuels Data Center Emissions Calculator ([https://afdc.energy.gov/vehicles/electric\\_emissions.html](https://afdc.energy.gov/vehicles/electric_emissions.html))

# TIME-OF-USE RATES

Save money by charging your EV during off-peak times in the middle of the day when there is extra solar power, or overnight when demand is low. With smart meters you can charge your EV when there is extra renewable energy available. In the future, vehicle-to-grid technology can allow the EV to power the grid and YOU will get paid for it!

## Cost of Electricity During the Day



## Save Even More with Federal, State, Local, and Utility Incentives for EVs and Chargers \*

Federal	California State	Southern California Local	California Utility
Federal Tax Credit for Electric Vehicles: \$7,500 (max incentive, varies by manufacturer)	California Clean Vehicle Rebate Project for New EVs: \$2,000 – \$4,500 (income-eligible)	South Coast Air Quality Management District – Replace Your Ride: \$9,500 for New EVs (income-eligible)	All – Special time-of-use rates to reduce the cost of EV charging
	California Clean Fuel Reward for New EVs: \$750	South Coast Air Quality Management District – Residential EV Charging Incentive Pilot Program: \$500	LADWP – Charge Up LA!: Used EVs - \$1,500 Chargers - \$750
			Southern California Edison Pre-Owned EV Rebate: \$1,000 – \$4,000 (income-eligible)

\*As of February 2022, to see a list of all available incentives in your area visit <https://afdc.energy.gov/laws>